

## **DELEGATED REGULATION (EU) 2019/2016 of 11 March 2019 supplementing Regulation (EU) 2017/1369<sup>1</sup> with regard to energy labelling of refrigerating appliances<sup>2</sup>**

Incorporated and adapted by Ministerial Council Decision 2022/04/MC-EnC of 15 December 2022 on adapting and incorporating certain Delegated Regulations on energy-related products, introducing rescaled labels in Energy Community acquis communautaire and repealing Delegated Regulations (EU) 1059/2010, (EU) 1060/2010, (EU) 1061/2010, (EU) 1062/2010, (EU) 874/2012, and Directive 96/60/EC

*The adaptations made by Ministerial Council Decision 2022/04/MC-EnC are highlighted in **bold and blue**.*

### **Article 1**

#### **Subject matter and scope**

1. This Regulation establishes requirements for the labelling of, and the provision of supplementary product information on, electric mains-operated refrigerating appliances with a volume of more than 10 litres and of less than or equal to 1 500 litres.
2. This Regulation does not apply to:
  - (a) professional refrigerated storage cabinets and blast cabinets, with the exception of professional chest freezers;
  - (b) refrigerating appliances with a direct sales function;
  - (c) mobile refrigerating appliances;
  - (d) appliances where the primary function is not the storage of foodstuffs through refrigeration.

### **Article 2**

#### **Definitions**

or the purpose of this Regulation, the following definitions shall apply:

- (1) 'mains' or 'electric mains' means the electricity supply from the grid of 230 ( $\pm$  10 %) volt of alternating current at 50 Hz;
- (2) 'refrigerating appliance' means an insulated cabinet with one or more compartments that are controlled at specific temperatures, cooled by natural or forced convection whereby the cooling is obtained by one or more energy consuming means;
- (3) 'compartment' means an enclosed space within a refrigerating appliance, separated from other compartment(s) by a partition, container, or similar construction, which is directly accessible through one or more external doors and may itself be divided into sub-compartments. For the purpose of this Regulation, unless specified otherwise, compartment refers to both compartments and sub-compartments;

---

1 as adapted and adopted by Ministerial Council Decision 2018/03/MC-EnC

2 as adapted and adopted by Ministerial Council Decision 2011/03/MC-EnC

- (4) 'external door' is the part of a cabinet that can be moved or removed to at least allow the load to be moved from the exterior to the interior or from the interior to the exterior of the cabinet;
- (5) 'sub-compartment' means an enclosed space in a compartment having a different operating temperature range from the compartment in which it is located;
- (6) 'total volume' ( $V$ ) means the volume of the space within the inside liner of the refrigerating appliance, equal to the sum of the compartment volumes, expressed in  $\text{dm}^3$  or litres;
- (7) 'compartment volume' ( $V_c$ ) means the volume of the space within the inside liner of the compartment, expressed in  $\text{dm}^3$  or litres;
- (8) 'professional refrigerated storage cabinet' means an insulated refrigerating appliance integrating one or more compartments accessible via one or more doors or drawers, capable of continuously maintaining the temperature of foodstuffs within prescribed limits at chilled or frozen operating temperature, using a vapour compression cycle, and used for the storage of foodstuffs in non-household environments but not for the display to or access by customers, as defined in Commission Regulation (EU) 2015/1095<sup>3</sup>;
- (9) 'blast cabinet' means an insulated refrigerating appliance primarily intended to rapidly cool hot foodstuffs to below  $10\text{ }^\circ\text{C}$  in the case of chilling and below  $-18\text{ }^\circ\text{C}$  in the case of freezing, as defined in Regulation (EU) 2015/1095;
- (10) 'professional chest freezer' means a freezer in which the compartment(s) is accessible from the top of the appliance or which has both top-opening type and upright type compartments but where the gross volume of the top-opening type compartment(s) exceeds 75 % of the total gross volume of the appliance, used for the storage of foodstuffs in non-household environments;
- (11) 'freezer' means a refrigerating appliance with only 4-star compartments;
- (12) 'freezer compartment' or '4-star compartment' means a frozen compartment with a target temperature and storage conditions of  $-18\text{ }^\circ\text{C}$  and which fulfils the requirements for the freezing capacity;
- (13) 'frozen compartment' means a compartment type with a target temperature equal to or below  $0\text{ }^\circ\text{C}$ ; that is a 0-star, 1-star, 2-star, 3-star or 4-star compartment, as set out in Annex IV, Table 3;
- (14) 'compartment type' means the declared compartment type in accordance with the refrigerating performance parameters  $T_{\min}$ ,  $T_{\max}$ ,  $T_c$  and others set out in Annex IV, Table 3;
- (15) 'target temperature' ( $T_t$ ) means the reference temperature inside a compartment during testing, as set out in Annex IV, Table 3, and is the temperature for testing energy consumption expressed as the average over time and over a set of sensors;
- (16) 'minimum temperature' ( $T_{\min}$ ) means the minimum temperature inside a compartment during storage testing, as set out in Annex IV, Table 3;
- (17) 'maximum temperature' ( $T_{\max}$ ) means the maximum temperature inside a compartment during storage testing, as set out in Annex IV, Table 3;
- (18) '0-star compartment' and 'ice-making compartment' means a frozen compartment with a target temperature and storage conditions of  $0\text{ }^\circ\text{C}$ , as set out in Annex IV, Table 3;
- (19) '1-star compartment' means a frozen compartment with a target temperature and storage conditions of  $-6\text{ }^\circ\text{C}$ , as set out in Annex IV, Table 3;

<sup>3</sup> Commission Regulation (EU) 2015/1095 of 5 May 2015 implementing Directive 2009/125/EC of the European Parliament and of the Council with regard to ecodesign requirements for professional refrigerated storage cabinets, blast cabinets, condensing units and process chillers (OJ L 177, 8.7.2015, p. 19).

- (20) '2-star compartment' means a frozen compartment with a target temperature and storage conditions of - 12 °C, as set out in Annex IV, Table 3;
- (21) '3-star compartment' means a frozen compartment with a target temperature and storage conditions of - 18 °C, as set out in Annex IV, Table 3;
- (22) 'refrigerating appliance with a direct sales function' means a refrigerating appliance used for the functions of displaying and selling items at specified temperatures below the ambient temperature to customers, accessible directly through open sides or via one or more doors, or drawers, or both, including also cabinets with areas used for storage or assisted serving of items not accessible by the customers and excluding minibars and wine storage appliances, as defined in Commission Regulation (EU) 2019/2024 <sup>(4)</sup>;
- (23) 'minibar' means a refrigerating appliance with a total volume of maximum 60 litres, which is primary intended for the storage and sales of foodstuffs in hotel rooms and similar premises;
- (24) 'wine storage appliance' means a dedicated refrigerating appliance for the storage of wine, with precision temperature control for the storage conditions and target temperature of a wine storage compartment, as defined in Annex IV, Table 3, and equipped with anti-vibration measures;
- (25) 'dedicated refrigerating appliance' means a refrigerating appliance with only one type of compartment;
- (26) 'wine storage compartment' means an unfrozen compartment with a target temperature of 12 °C, an internal humidity range from 50 % to 80 % and storage conditions ranging from 5 °C to 20 °C, as defined in Annex IV, Table 3;
- (27) 'unfrozen compartment' means a compartment type with a target temperature equal to or above 4 °C; that is a pantry, wine storage, cellar or fresh food compartment with storage conditions and target temperatures, as set out in Annex IV, Table 3;
- (28) 'pantry compartment' means an unfrozen compartment with a target temperature of 17 °C and storage conditions ranging from 14 °C to 20 °C, as set out in Annex IV, Table 3;
- (29) 'cellar compartment' means an unfrozen compartment with a target temperature of 12 °C and storage conditions ranging from 2 °C to 14 °C, as set out in Annex IV, Table 3;
- (30) 'fresh food compartment' means an unfrozen compartment with a target temperature of 4 °C and storage conditions ranging from 0 °C and 8 °C, as set out in Annex IV, Table 3;
- (31) 'mobile refrigerating appliance' means a refrigerating appliance that can be used where there is no access to the mains electricity grid and that uses extra low-voltage electricity (< 120 V DC) or fuel or both as the energy source for the refrigeration functionality, including a refrigerating appliance that, in addition to extra low voltage electricity or fuel, or both, can be electric mains operated via an external AC/DC converter to be purchased separately. An appliance placed on the market with an AC/DC converter is not a mobile refrigerating appliance;
- (32) 'foodstuffs' means food, ingredients, beverages, including wine, and other items primarily used for consumption which require refrigeration at specified temperatures;
- (33) 'point of sale' means a location where refrigerating appliances are displayed or offered for sale, hire or hire-purchase;
- (34) 'built-in appliance' means a refrigerating appliance that is designed, tested and marketed exclusively:

<sup>4</sup> Commission Regulation (EU) 2019/2024 of 1 October 2019 laying down ecodesign requirements for refrigerating appliances with a direct sales function pursuant to Directive 2009/125/EC of the European Parliament and of the Council (see page 313 of this Official Journal).

- (a) to be installed in cabinetry or encased (top, bottom and sides) by panels;
  - (b) to be securely fastened to the sides, top or floor of the cabinetry or panels; and
  - (c) to be equipped with an integral factory-finished face or to be fitted with a custom front panel;
- (35) 'energy efficiency index' (EEI) means an index number for the relative energy efficiency of a refrigeration appliance, expressed in percentage, as set out in point 5 of Annex IV.

For the purposes of the Annexes, additional definitions are set out in Annex I.

### **Article 3**

#### **Obligations of suppliers**

1. Suppliers shall ensure that:

- (a) each refrigerating appliance is supplied with a printed label in the format as set out in Annex III;
- (b) the product information sheet, as set out in Annex V, is made available free of charge, in electronic format;**
- (c) if specifically requested by the dealer, the product information sheet shall be made available in printed form, free of charge;**
- (d) the content of the technical documentation, as set out in Annex VI, is made available at the request of the market surveillance authorities of the Contracting Parties;**
- (e) any visual advertisement for a specific model of refrigerating appliances contains the energy efficiency class and the range of energy efficiency classes available on the label in accordance with Annex VII and Annex VIII;
- (f) any technical promotional material concerning a specific model of refrigerating appliances, including technical promotional material on the internet, which describes its specific technical parameters includes the energy efficiency class of that model and the range of energy efficiency classes available on the label, in accordance with Annex VII;
- (g) an electronic label in the format and containing the information, as set out in Annex III, is made available to dealers for each refrigerating appliance model registered in the EU product database; for the models placed only on the markets of the Contracting Parties which are not registered in the EU product database, the label shall be generated without the EU logo, and the QR code shall be linked to the website with model's information maintained by the manufacturer;**
- (h) an electronic product information sheet, as set out in Annex V, is made available to dealers for each refrigerating appliance model.

2. The energy efficiency class shall be based on the energy efficiency index calculated in accordance with Annex II.

#### **Article 4**

### **Obligations of dealers**

Dealers shall ensure that:

- (a) each refrigerating appliance, at the point of sale, including at trade fairs, bears the label provided by suppliers in accordance with point 1(a) of Article 3, with the label being displayed for built-in appliances in such a way as to be clearly visible, and for all other refrigerating appliances in such a way as to be clearly visible on the outside of the front or top of the refrigerating appliance;
- (b) in the event of distance selling, the label and product information sheet are provided in accordance with Annexes VII and VIII;
- (c) any visual advertisement for a specific model of refrigerating appliance, including on the internet, contains the energy efficiency class and the range of energy efficiency classes available on the label, in accordance with Annex VII;
- (d) any technical promotional material concerning a specific model of refrigerating appliance, including technical promotional material on the internet, which describes its specific technical parameters includes the energy efficiency class of that model and the range of energy efficiency classes available on the label, in accordance with Annex VII.

#### **Article 5**

### **Obligations of internet hosting platforms**

Where a hosting service provider <...> allows the direct selling of refrigerating appliances through its internet site, the service provider shall enable the showing of the electronic label and electronic product information sheet provided by the dealer on the display mechanism in accordance with the provisions of Annex VIII and shall inform the dealer of the obligation to display them.

#### **Article 6**

### **Measurement methods**

The information to be provided pursuant to Articles 3 and 4 shall be obtained by reliable, accurate and reproducible measurement and calculation methods, which take into account the recognised state-of-the-art measurement and calculation methods set out in Annex IV.

#### **Article 7**

### **Verification procedure for market surveillance purposes**

**Contracting Parties** shall apply the verification procedure laid down in Annex IX when performing the market surveillance checks referred to in **paragraph 2** of Article 8 of Regulation (EU) 2017/1369 **as**

adapted and adopted by Ministerial Council Decision 2018/03/MC-EnC.

**Article 8**

**Review**

<...>

**Article 9**

**Repeal**

<...>

**Article 10**

**Transitional measures**

<...>

**Article 11**

**Entry into force and application**

**This Decision enters into force on the day of its adoption and is addressed to the Contracting Parties and the institutions of the Energy Community.**

**The Delegated Regulation 2019/2016 shall be transposed, implemented and applicable in all Contracting Parties by 31 December 2023. However, Article 3 paragraph 1 points (a), (b) and (c) shall apply latest as of 31 August 2023.**

## ANNEX I

### Definitions applicable for the Annexes

The following definitions shall apply:

- (1) 'quick response (QR) code' means a matrix barcode included on the energy label of a product model that links to that model's information in the public part of the **EU product database**;
- (2) 'annual energy consumption' ( $AE$ ) means the average daily energy consumption multiplied by 365 (days per year), expressed in kilowatt hour per year (kWh/a), as calculated in accordance with point 3 of Annex IV;
- (3) 'daily energy consumption' ( $E_{daily}$ ) means the electricity used by a refrigerating appliance over 24 hours at reference conditions, expressed in kilowatt hour per 24 hours (kWh/24h), calculated in accordance with point 3 of Annex IV;
- (4) 'freezing capacity' means the amount of fresh foodstuffs that can be frozen in a freezer compartment in 24 h; it shall not be lower than 4,5 kg per 24 h per 100 litres of volume of the freezer compartment, with a minimum of 2,0 kg/24h;
- (5) 'chill compartment' means a compartment which is able to control its average temperature within a certain range without user-adjustments of its control, with a target temperature equal to 2 °C, and storage conditions ranging from - 3 °C to 3 °C, as set out in Annex IV, Table 3;
- (6) 'airborne acoustical noise emission' means the sound power level of a refrigerating appliance, expressed in dB(A) re 1 pW (A-weighted);
- (7) 'anti-condensation heater' means a heater which prevents condensation on the refrigeration appliance;
- (8) 'ambient controlled anti-condensation heater' means an anti-condensation heater where the heating capacity depends on either the ambient temperature or the ambient humidity or both;
- (9) 'auxiliary energy' ( $E_{aux}$ ) means the energy used by an ambient controlled anti-condensation heater, expressed in kilowatt hour per annum (kWh/a);
- (10) 'dispenser' means a device that dispenses chilled or frozen load on demand from a refrigerating appliance, such as ice-cube dispensers or chilled water dispensers;
- (11) 'variable temperature compartment' means a compartment intended for use as two (or more) alternative compartment types (for example a compartment that can be either a fresh food compartment or freezer compartment) and which is capable of being set by a user to continuously maintain the operating temperature range applicable for each declared compartment type. A compartment intended for use as a single compartment type that can also meet storage conditions of other compartment types (for example a chill compartment that may also fulfil 0-star requirements) is not a variable temperature compartment;
- (12) 'network' means a communication infrastructure with a topology of links, an architecture, including the physical components, organisational principles, communication procedures and formats (protocols);
- (13) '2-star section' means part of a 3-star or 4-star compartment which does not have its own individual access door or lid and with target temperature and storage conditions of - 12 °C;
- (14) 'climate class' means the range of ambient temperatures, as set out in point 1(j) of Annex IV, in which the refrigerating appliances are intended to be used, and for which the required storage conditions specified in Annex IV, Table 3 are met simultaneously in all compartment(s);

- (15) 'defrost and recovery period' means the period from the initiation of a defrost control cycle until stable operating conditions are re-established;
- (16) 'auto-defrost' means a feature by which compartments are defrosted without user intervention to initiate the removal of frost accumulation at all temperature-control settings or to restore normal operation, and the disposal of the defrost water is automatic;
- (17) 'defrosting type' means the method to remove frost accumulation on the evaporator(s) of a refrigerating appliance; that is auto-defrost or manual defrost;
- (18) 'manual defrost' means not having an auto-defrost function;
- (19) 'low noise refrigerating appliance' means a refrigerating appliance without vapour compression and with an airborne acoustical noise emission lower than 27 A-weighted decibel referred to 1 pico watt (dB(A) re 1 pW);
- (20) 'steady-state power consumption' ( $P_{ss}$ ) means the average power consumption in steady-state conditions, expressed in watt (W);
- (21) 'incremental defrost and recovery energy consumption' ( $\Delta E_{df}$ ) means the extra average energy consumption for a defrost and recovery operation expressed in watt hour (Wh);
- (22) 'defrost interval' ( $t_{df}$ ) means the representative average interval, expressed in hour (h), between one time of activation of the defrost heater and the next in two subsequent defrost and recovery cycle; or if there is no defrost heater one time of deactivation of the compressor and the next in two subsequent defrost and recovery cycles;
- (23) 'load factor' ( $L$ ) means a factor accounting for the extra (beyond what is already anticipated through the higher average ambient temperature for testing) cooling load from introducing warm foodstuffs, with values as set out in point 3(a) of Annex IV;
- (24) 'standard annual energy consumption' ( $SAE$ ) means the reference annual energy consumption of a refrigerating appliance, expressed in kilowatt hour per year (kWh/a), as calculated in accordance with point 4 of Annex IV;
- (25) 'combi parameter' ( $C$ ) means a modelling parameter that takes into account the synergy effect when different compartment types are combined in one appliance, with values as set out in Annex IV, Table 4;
- (26) 'door heat loss factor' ( $D$ ) means a compensation factor for combi appliances according to the number of different temperature compartments or the number of external doors, whichever is lower and as set out in Annex IV, Table 5. For this factor, 'compartment' does not refer to sub-compartment;
- (27) 'combi appliance' means a refrigerating appliance that has more than one compartment type of which at least one unfrozen compartment;
- (28) 'defrost factor' ( $A_c$ ) means a compensation factor that takes into account whether the refrigerating appliance has an auto-defrost or a manual defrost, with values as set out in Annex IV, Table 5;
- (29) 'built-in factor' ( $B_c$ ) means a compensation factor that takes into account whether the refrigerating appliance is built-in or freestanding, with values as set out in Annex IV, Table 5;
- (30) 'freestanding appliance' means a refrigerating appliance that is not a built-in appliance;
- (31) ' $M_c$ ' and ' $N_c$ ' means modelling parameters that take into account the volume-dependence of the energy use, with values as set out in Annex IV, Table 4;
- (32) 'thermodynamic parameter' ( $r_c$ ) means a modelling parameter which corrects the standard annual



- energy consumption to an ambient temperature of 24 °C, with values as set out in Annex IV, Table 4;
- (33) 'overall dimensions' means the space taken up by the refrigerating appliance (height, width and depth) with doors or lids closed, expressed in millimetres (mm);
- (34) 'temperature rise time' means the time taken, after the operation of the refrigerated system has been interrupted, for the temperature in a 3- or 4-star compartment to increase from -18 to -9 °C expressed in hours (h);
- (35) 'winter setting' means a control feature for a combi appliance with one compressor and one thermostat, which according to the supplier's instructions can be used in ambient temperatures below +16 °C, consisting of a switching device or function that guarantees, even if it would not be required for the compartment where the thermostat is located, that the compressor keeps on working to maintain the proper storage temperatures in the other compartments;
- (36) 'fast freeze' means a feature that can be activated by the end-user according to the supplier's instructions, which decreases the storage temperature of the freezer compartment(s) to achieve a faster freezing of unfrozen foodstuffs;
- (37) 'freezer compartment' or '4-star compartment' means a frozen compartment with a target temperature and storage conditions of -18 °C and which fulfils the requirements for the freezing capacity;
- (38) 'display mechanism' means any screen, including tactile screen, or other visual technology used for displaying internet content to users;
- (39) 'tactile screen' means a screen responding to touch, such as that of a tablet computer, slate computer or a smartphone;
- (40) 'nested display' means visual interface where an image or data set is accessed by a mouse click, mouse roll-over or tactile screen expansion of another image or data set;
- (41) 'alternative text' means text provided as an alternative to a graphic allowing information to be presented in non-graphical form where display devices cannot render the graphic or as an aid to accessibility such as input to voice synthesis applications;
- (42) 'declared values' means the values provided by the supplier for the stated, calculated or measured technical parameters, pursuant to Article 3(3) of Regulation (EU) 2017/1369 **as adapted and adopted by Ministerial Council Decision 2018/03/MC-EnC** and in accordance with Article 3(1)(d) and Annex VI of this Regulation, for the verification of compliance by the **Contracting Party** authorities.

## ANNEX II

### Energy efficiency classes and airborne acoustical emission classes

The energy efficiency class of refrigerating appliances shall be determined on the basis of the energy efficiency index (EEI) as set out in Table 1.

Table 1

#### Energy efficiency classes of refrigerating appliances

Energy efficiency class	Energy efficiency index (EEI)
A	$EEI \leq 41$
B	$41 < EEI \leq 51$
C	$51 < EEI \leq 64$
D	$64 < EEI \leq 80$
E	$80 < EEI \leq 100$
F	$100 < EEI \leq 125$
G	$EEI > 125$

The EEI of a refrigerating appliance shall be determined in accordance with point 5 of Annex IV.

Table 2

#### Airborne acoustical noise emission classes

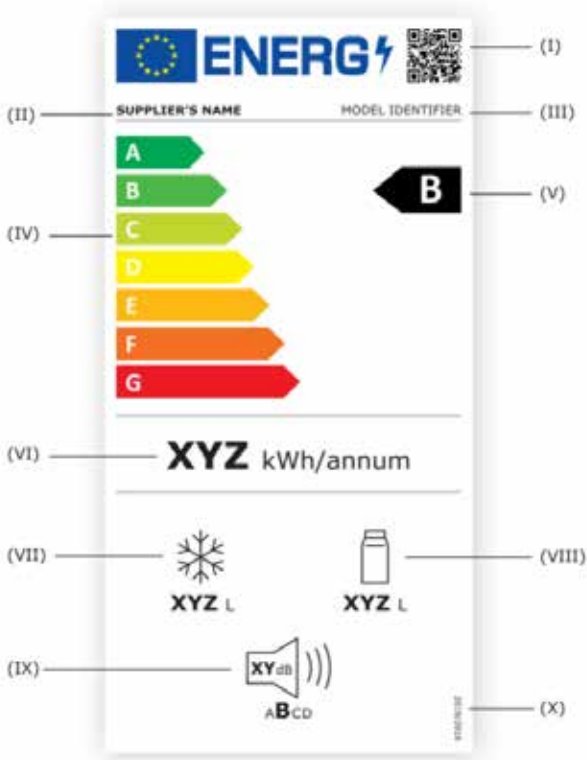
Airborne acoustical noise emission	Airborne acoustical noise emission class
$< 30 \text{ dB(A) re } 1 \text{ pW}$	A
$\geq 30 \text{ dB(A) re } 1 \text{ pW and } < 36 \text{ dB(A) re } 1 \text{ pW}$	B
$\geq 36 \text{ dB(A) re } 1 \text{ pW and } < 42 \text{ dB(A) re } 1 \text{ pW}$	C
$\geq 42 \text{ dB(A) re } 1 \text{ pW}$	D

## ANNEX III

### Label for refrigerating appliances

#### 1. LABEL FOR REFRIGERATING APPLIANCES, EXCEPT FOR WINE STORAGE APPLIANCES

##### 1.1. Label:



##### 1.2. The following information shall be included in the label:

- I. the QR code;
- II. supplier's name or trade mark;
- III. supplier's model identifier;
- IV. scale of energy efficiency classes from A to G;
- V. the energy efficiency class determined in accordance with Annex II;
- VI. annual energy consumption (AE), expressed in kWh per year and rounded to the nearest integer;
- VII.
  - the sum of the volumes of the frozen compartment(s), expressed in litres and rounded to the

nearest integer;

— if the refrigerating appliance does not contain frozen compartment(s) the pictogram and the value in litres in VII shall be omitted;

VIII.

— the sum of the volumes of the chill compartment(s) and the unfrozen compartment(s), expressed in litres and rounded to the nearest integer;

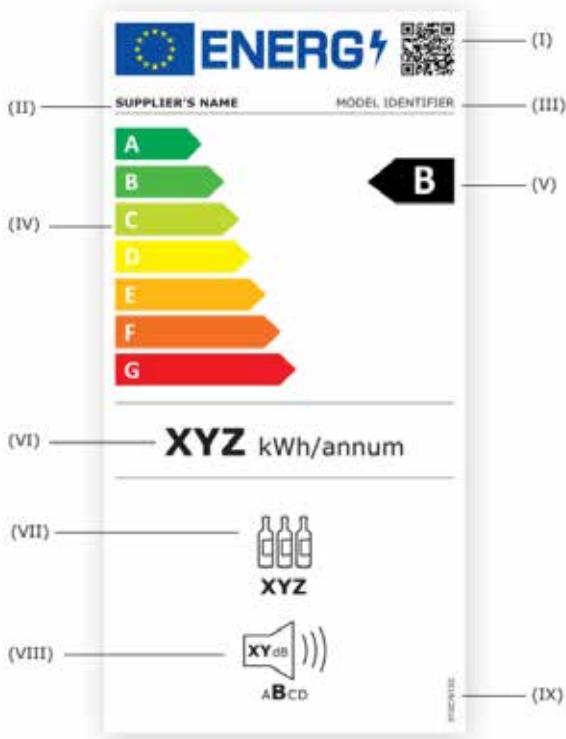
— if the refrigerating appliance does not contain unfrozen compartment(s) and chill compartment(s) the pictogram and the value in litres in VIII shall be omitted;

IX. airborne acoustical noise emissions, expressed in dB(A) re 1 pW and rounded to the nearest integer. The airborne acoustical noise emission class, as set out in Table 2;

X. the number of this Regulation, that is '2019/2016'.

## 2. LABEL FOR WINE STORAGE APPLIANCES

### 2.1. Label:

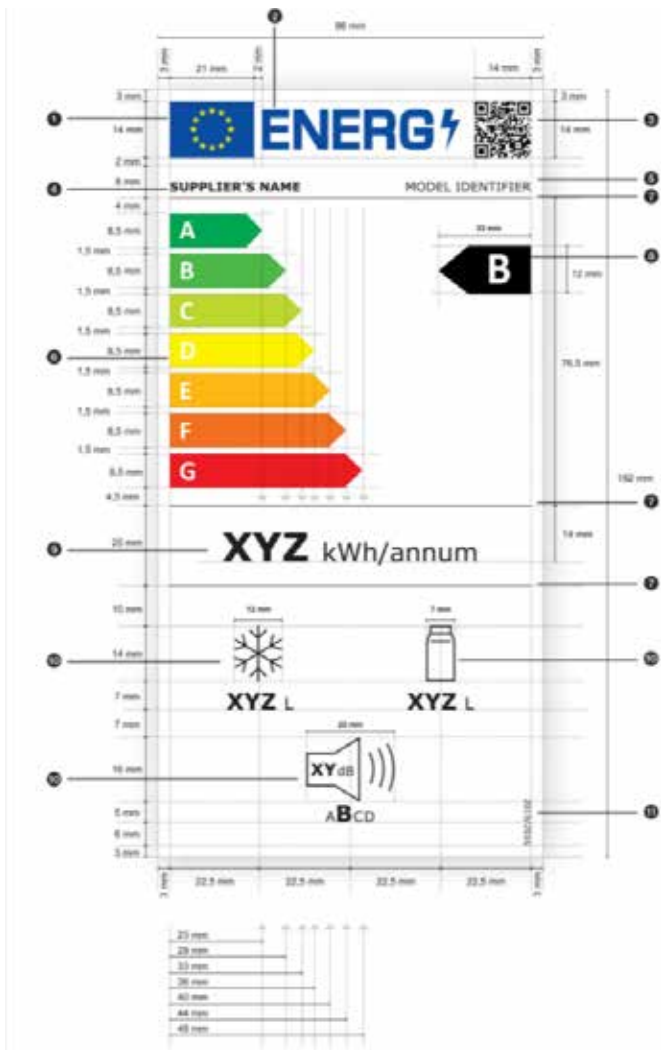


### 2.2. The following information shall be included in the label:

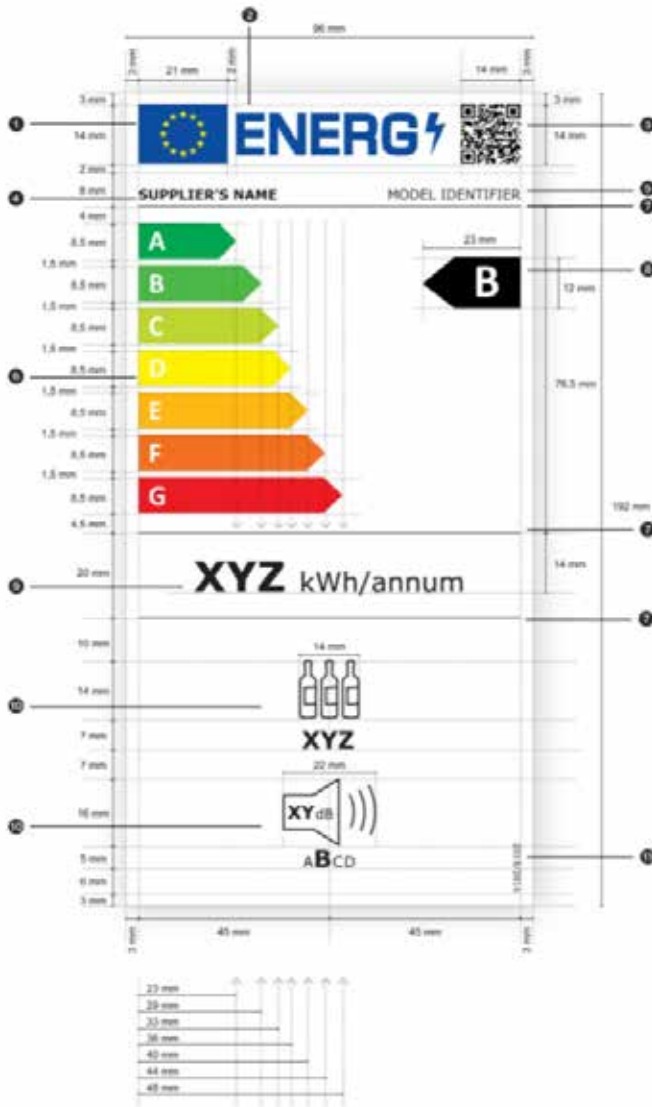
- I. QR code;
- II. supplier's name or trade mark;
- III. supplier's model identifier;
- IV. scale of energy efficiency classes from A to G;
- V. the energy efficiency class determined in accordance with Annex II;
- VI. *AE*, expressed in kWh per year and rounded to the nearest integer;
- VII. the number of standard wine bottles that can be stored in the wine storage appliance;
- VIII. airborne acoustical noise emissions, expressed in dB(A) re 1 pW and rounded to the nearest integer. The airborne acoustical noise emission class, as set out in Table 2;
- IX. the number of this Regulation that is '2019/2016'.

### 3. LABEL DESIGNS

#### 3.1. Label design for refrigerating appliances, except for wine storage appliances



### 3.2. Label design for wine storage appliances



### 3.3. Whereby:

- The labels shall be at least 96 mm wide and 192 mm high. Where the label is printed in a larger format, its content shall nevertheless remain proportionate to the specifications above.
- The background of the label shall be 100 % white.
- The typefaces shall be Verdana and Calibri.

(d) The dimensions and specifications of the elements constituting the label shall be as indicated in the label designs for refrigerating appliances and for wine storage appliances.

(e) Colours shall be CMYK – cyan, magenta, yellow and black, following this example: 0,70,100,0: 0 % cyan, 70 % magenta, 100 % yellow, 0 % black.

(f) The label shall fulfil all the following requirements (numbers refer to the figures above):

1 the colours of the EU logo shall be as follows:

- the background: 100,80,0,0;
- the stars: 0,0,100,0;

2 the colour of the energy logo shall be: 100,80,0,0;

3 the QR code shall be 100 % black;

4 the supplier's name shall be 100 % black and in Verdana Bold, 9 pt;

5 the model identifier shall be 100 % black and in Verdana Regular 9 pt;

6 the A to G scale shall be as follows:

- the letters of the energy efficiency scale shall be 100 % white and in Calibri Bold 19 pt; the letters shall be centred on an axis at 4,5 mm from the left side of the arrows;
- the colours of the A to G scale arrows shall be as follows:
  - A-class: 100,0,100,0;
  - B-class: 70,0,100,0;
  - C-class: 30,0,100,0;
  - D-class: 0,0,100,0;
  - E-class: 0,30,100,0;
  - F-class: 0,70,100,0;
  - G-class: 0,100,100,0;

7 the internal dividers shall have a weight of 0,5 pt and the colour shall be 100 % black;

8 the letter of the energy efficiency class shall be 100 % white and in Calibri Bold 33 pt. The energy efficiency class arrow and the corresponding arrow in the A to G scale shall be positioned in such a way that their tips are aligned. The letter in the energy efficiency class arrow shall be positioned in the centre of the rectangular part of the arrow which shall be 100 % black;

9 the annual energy consumption value shall be in Verdana Bold 28 pt; 'kWh/annum' shall be in Verdana Regular 18 pt. The value and unit shall be centred and 100 % black;

10 the pictograms shall be as shown as in the label designs and as follows:

- the pictograms' lines shall have a weight of 1,2 pt and they and the texts (numbers and units) shall be 100 % black;
- the text under the pictogram(s) shall be in Verdana Bold 16 pt with the unit in Verdana Regular 12 pt, and it shall be centred under the pictogram;
- for refrigerating appliances, except wine storage appliances: if the appliance contains only frozen compartment(s) or only unfrozen compartment(s), only the relevant pictogram in the top row, as set out in point 1.2 VII and VIII, shall be shown and centred between the two vertical borders of the



energy label;

— the airborne acoustical noise emission pictogram: the number of decibels in the loudspeaker shall be in Verdana Bold 12 pt, with the unit 'dB' in Verdana Regular 9 pt; the range of noise classes (A to D) shall be centred under the pictogram, with the letter of the applicable noise class in Verdana Bold 16 pt and the other letters of the noise classes in Verdana Regular 10 pt;

11 the number of the regulation shall be 100 % black and in Verdana Regular 6 pt.

## ANNEX IV

### Measurement methods and calculations

For the purposes of compliance and verification of compliance with the requirements of this Regulation, measurements and calculations shall be made using harmonised standards, or other reliable, accurate and reproducible methods, which takes into account the generally recognised state-of-the-art methods and are in line with the provisions set out below. The reference numbers of these harmonised standards have been published for this purpose in the *Official Journal of the European Union*:

#### 1. General conditions for testing:

(a) for refrigerating appliances with anti-condensation heaters that can be switched on and off by the end-user, the anti-condensation heaters shall be switched on and — if adjustable — set at maximum heating and included in the annual energy consumption ( $AE$ ) as daily energy consumption ( $E_{daily}$ );

Where a parameter is declared pursuant to Article 3(3) of Regulation (EU) 2017/1369 **as adapted and adopted by Ministerial Council Decision 2018/03/MC-EnC** and in accordance with Table 7 of Annex VI, its declared value shall be used by the supplier for the calculations in this Annex.

(b) for refrigerating appliances with ambient controlled anti-condensation heaters, the ambient controlled electric anti-condensation heaters shall be switched off or otherwise disabled, where possible, during the measurement of energy consumption;

(c) for refrigerating appliances with dispensers that can be switched on and off by the end-user, the dispensers shall be switched on during the energy consumption test but not operating;

(d) for the measurement of energy consumption, variable temperature compartments shall operate at the lowest temperature that can be set by the end-user to continuously maintain the temperature range, as set out in Table 3, of the compartment type which has the lowest temperature;

(e) for refrigerating appliances that can be connected to a network, the communication module shall be activated but there is no need to have a specific type of communication or data exchange or both during the energy consumption test. During the energy consumption test it has to be ensured that the unit is connected to a network;

(f) for the performance of chill compartments:

(1) for a variable temperature compartment rated as a fresh food and/or chill compartment, the energy efficiency index (EEI) shall be determined for each temperature condition and the highest value shall be applied;

(2) a chill compartment shall be able to control its average temperature within a certain range without user-adjustments of its control, this can be verified during the energy consumption tests at 16 °C and 32 °C ambient temperature;

(g) for adjustable volume compartments, when the volumes of two compartments are adjustable relative to one another by the end-user, the energy consumption and the volume shall be tested when the volume of the compartment with the higher target temperature is adjusted to its minimum volume;

(h) the freezing capacity of a compartment is calculated as 24 times the light load weight of that compartment, divided by the freezing time to bring the temperature of the light load from +25 to – 18 °C at an ambient temperature of 25 °C expressed in kg/24h and rounded to one decimal place;

(i) for 4-star compartments, the freezing time to bring the temperature of the light load from +25 to – 18

°C at an ambient temperature of 25 °C shall be such that the resulting freezing capacity complies with the requirement in Annex I, point 4;

(j) for the determination of the climate classes, the acronym for the ambient temperature range, that is SN, N, ST or T:

(1) the extended temperate (SN) has a temperature range from 10 °C to 32 °C;

(2) the temperate (N) has a temperature range from 16 °C to 32 °C;

(3) the subtropical (ST) has a temperature range from 16 °C to 38 °C; and

(4) the tropical (T) has a temperature range from 16 °C to 43 °C;

(k) the light load weight for each 4-star compartment shall be:

— 3,5 kg/100 l of the volume of the 4-star compartment evaluated, rounded up to the nearest 0,5 kg, and

— 2 kg for a 4-star compartment with a volume for which 3,5 kg/100 l leads to a value lower than 2 kg;

in the case that the refrigerating appliance includes a combination of 3- and 4-star compartments, the sum of the light load weights shall be increased so that the sum of the light load weights for all the 4-star compartments shall be:

— 3,5 kg/100 l of the total volume of all 4- and 3-star compartments, rounded up to the nearest 0,5 kg, and

— 2 kg for a total volume of all 4- and 3-star compartments for which 3,5 kg/100 l leads to a value lower than 2 kg.

## 2. Storage conditions and target temperatures per compartment type:

Table 3 sets out the storage conditions and target temperature per compartment type.

## 3. Determination of the AE:

(a) For all refrigerating appliances, except for low noise refrigerating appliances:

The energy consumption shall be determined by testing at an ambient temperature of 16 °C and 32 °C.

To determine the energy consumption, the average air temperatures in each compartment shall be equal to or below the target temperatures specified in Table 3 for each compartment type claimed by the supplier. Values above and below target temperatures may be used to estimate the energy consumption at the target temperature for each relevant compartment by interpolation, as appropriate.

The main components of energy consumption to be determined are:

— a set of steady state power consumption values ( $P_{ss}$ ) in W and rounded to one decimal place, each at a specific ambient temperature and at a set of compartment temperatures, which are not necessarily the target temperatures;

— the representative incremental defrost and recovery energy consumption ( $\Delta E_{df}$ ), in Wh and rounded to one decimal place, for products with one or more auto-defrost systems (each with its own defrost control cycle) measured at an ambient temperature of 16 °C ( $\Delta E_{df16}$ ) and 32 °C ( $\Delta E_{df32}$ );

— defrost interval ( $t_{df}$ ), expressed in h and rounded to three decimal places, for products with one or more defrost systems (each with its own defrost control cycle) measured at an ambient temperature of 16 °C ( $t_{df16}$ ) and 32 °C ( $t_{df32}$ ).  $t_{df}$  shall be determined for each system under a certain range of conditions;

— for each test performed the  $P_{ss}$  and  $\Delta E_{df}$  are added together to form a daily energy consumption at a certain ambient temperature  $E_T = 0,001 \times 24 \times (P_{ss} + \Delta E_{df}/t_{df})$ , expressed in kWh/24h, specific to the

settings applied;

—  $E_{aux}$ , expressed in kWh/a and rounded to three decimal places.  $E_{aux}$  is limited to the ambient controlled anti-condensation heater and is determined from the heater's power consumption at a number of ambient temperature and humidity conditions, multiplied with the probability that this ambient temperature and humidity condition occurs and summed; this result is subsequently multiplied with a loss factor to account for heat leakage into the compartment and its subsequent removal by the refrigeration system.

Table 3

### Storage conditions and target temperature per compartment type

Group	Compartment type	Note	Storage conditions		$T_c$
			$T_{min}$	$T_{max}$	
Name	Name	no.	°C	°C	°C
Unfrozen compartments	Pantry	( <sup>1</sup> )	+14	+20	+17
	Wine storage	( <sup>2</sup> ) ( <sup>6</sup> )	+5	+20	+12
	Cellar	( <sup>1</sup> )	+2	+14	+12
	Fresh food	( <sup>1</sup> )	0	+8	+4
Chill compartment	Chill	( <sup>3</sup> )	-3	+3	+2
Frozen compartments	0-star & ice-making	( <sup>4</sup> )	n.a.	0	0
	1-star	( <sup>4</sup> )	n.a.	-6	-6
	2-star	( <sup>4</sup> ) ( <sup>5</sup> )	n.a.	-12	-12
	3-star	( <sup>4</sup> ) ( <sup>5</sup> )	n.a.	-18	-18
	freezer (4-star)	( <sup>4</sup> ) ( <sup>5</sup> )	n.a.	-18	-18

(<sup>1</sup>)  $T_{min}$  and  $T_{max}$  are the average values measured over the test period (average over time and over a set of sensors).  
(<sup>2</sup>) The average temperature variation over the test period for each sensor shall be no more than  $\pm 0,5$  kelvin (K). During a defrost and recovery period the average of all sensors is not permitted to rise more than 1,5 K above the average value of the compartment.  
(<sup>3</sup>)  $T_{min}$  and  $T_{max}$  are instantaneous values during the test period.  
(<sup>4</sup>)  $T_{max}$  is the maximum value measured over the test period (maximum over time and over a set of sensors).  
(<sup>5</sup>) If the compartment is of the auto-defrosting type, the temperature (defined as the maximum of all sensors) is not permitted to rise more than 3,0 K during a defrost and recovery period.  
(<sup>6</sup>)  $T_{min}$  and  $T_{max}$  are the average values measured over the test period (average over time for each sensor) and define the maximum allowed temperature operating range  
n.a.=not applicable

Each of these parameters shall be determined through a separate test or set of tests. Measurement data is averaged over a test period which is taken after the appliance has been in operation for a certain time. To improve the efficiency and accuracy of testing, the length of the test period shall not be fixed; it shall be such that the appliance is in steady state condition during this test period. This is validated by examining all data within this test period against a set of stability criteria and whether enough data could be collected in this steady state.

$AE$ , expressed in kWh/a and rounded to two decimal places, shall be calculated as follows:

$$AE = 365 \times E_{daily} / L + E_{aux}$$

with

— the load factor  $L = 0,9$  for refrigerating appliances with only frozen compartments and  $L = 1,0$  for all other appliances; and

— with  $E_{daily}$ , expressed in kWh/24h and rounded to three decimal places calculated from  $E_T$  at an ambient temperature of 16 °C ( $E_{16}$ ) and at an ambient temperature of 32 °C ( $E_{32}$ ) as follows:

$$E_{daily} = 0,5 \times (E_{16} + E_{32})$$

where  $E_{16}$  and  $E_{32}$  are derived by interpolation of the energy test at the target temperatures set out in Table 3.

(b) For low noise refrigerating appliances:

The energy consumption shall be determined as provided for in point 3(a), but at an ambient temperature of 25 °C instead of at 16 °C and 32 °C.

$E_{daily}$ , expressed in kWh/24h and rounded to three decimal places for the calculation of the  $AE$  is then as follows:

$$E_{daily} = E_{25}$$

where  $E_{25}$  is  $E_T$  at an ambient temperature of 25 °C and derived by interpolation of the energy tests at the target temperatures listed in Table 3.

**4. Determination of the standard annual energy consumption (SAE):**

(a) For all refrigerating appliances:

$SAE$ , expressed in kWh/a, and rounded to two decimal places, is calculated as follows:

$$SAE = C \times D \times c \sum_{c=1}^n A_c \times B_c \times [V_c V] \times (N_c + V \times r_c \times M_c)$$

where

—  $c$  is the index number for a compartment type ranging from 1 to  $n$ , with  $n$  the total number of compartment types;

—  $V_c$ , expressed in dm<sup>3</sup> or litres and rounded to the first decimal place is the compartment volume;

—  $V$ , expressed in dm<sup>3</sup> or litres and rounded to the nearest integer is the volume with

$$V \leq \sum_{c=1}^n V_c$$

—  $r_c$ ,  $N_c$ ,  $M_c$  and  $C$  are modelling parameters specific to each compartment with values as set out in Table 4; and

—  $A_c$ ,  $B_c$  and  $D$  are the compensation factors with values as set out in Table 5.

When carrying out the calculations above, for the variable temperature compartments, the compartment type with the lowest target temperature for which it is declared suitable is chosen.

(b) Modelling parameters per compartment type for the calculation of  $SAE$ :

The modelling parameters are set out in Table 4.

Table 4

**The values of the modelling parameters per compartment type**

Compartment type	$r_c^{(a)}$	$N_c$	$M_c$	C
Pantry	0,35	75	0,12	between 1,15 and 1,56 for combi appliances with 3-or 4-star compartments <sup>(b)</sup> , 1,15 for other combi appliances, 1,00 for other refrigerating appliances
Wine storage	0,60			
Cellar	0,60			
Fresh food	1,00			
Chill	1,10	138	0,12	
0-star & ice-making	1,20	138	0,15	
1-star	1,50			
2-star	1,80			
3-star	2,10			
Freezer (4-star)	2,10			

<sup>(a)</sup>  $r_c = (T_o - T_c) / 20$ ; with  $T_o = 24$  °C and  $T_c$  with values as set out in Table 3.

<sup>(b)</sup> C for combi appliances with 3- or 4-star compartments is determined as follows:  
 where  $frzf$  is the 3- or 4-star compartment volume  $V_p$  as a fraction of  $V$  with  $frzf = V_p / V$ :  
 — if  $frzf \leq 0,3$  then  $C = 1,3 + 0,87 \times frzf$ ;  
 — else if  $0,3 < frzf < 0,7$  then  $C = 1,87 - 1,0275 \times frzf$ ;  
 — else  $C = 1,15$ .

(c) Compensation factors per compartment type in the calculation of SAE:

The compensation factors are set out in Table 5.

Table 5

**The values of the compensation factors per compartment type**

Compartment type	A <sub>c</sub>		B <sub>c</sub>		D			
	Manual defrost	Auto-defrost	Free-standing appliance	Built-in appliance	≤ 2 <sup>(a)</sup>	3 <sup>(a)</sup>	4 <sup>(a)</sup>	> 4 <sup>(a)</sup>
Pantry	1,00		1,00	1,02	1,00	1,02	1,035	1,05
Wine storage								
Cellar								
Fresh food								
Chill								
0-star & ice-making	1,00	1,10	1,03					
1-star								
2-star								
3-star								
Freezer (4-star)								
(*) number of external doors or compartments, whichever is lowest.								

**5. Determination of the EEI:**

EEI, expressed in % and rounded to the first decimal place, calculated as:

$$EEI = AE/SAE.$$

## ANNEX V

### Product information sheet

<...> If the refrigerating appliance contains multiple compartments of the same type, the lines for these compartments shall be repeated. If a certain compartment type is not present, the compartment parameters and values shall be '-'.  
 compartment parameters and values shall be '-'.

Table 6

#### Product information sheet

<b>Supplier's name or trade mark:</b>				
<b>Supplier's address:</b>				
<b>Model identifier:</b>				
Type of refrigerating appliance:				
Low-noise appliance:	[yes/no]	Design type:	[built-in/freestanding]	
Wine storage appliance:	[yes/no]	Other refrigerating appliance:	[yes/no]	
General product parameters:				
Parameter		Value	Parameter	Value
Overall dimensions (millimetre)	Height	x	Total volume (dm <sup>3</sup> or l)	x
	Width	x		
	Depth	x		
EEI	x	Energy efficiency class	[A/B/C/D/E/F/G]	
Airborne acoustical noise emissions (dB(A) re 1 pW)	x	Airborne acoustical noise emission class	[A/B/C/D]	
Annual energy consumption (kWh/a)	x	Climate class:	[extended temperate/temperate/subtropical/tropical]	
Minimum ambient temperature (°C), for which the refrigerating appliance is suitable	x <sup>c</sup>	Maximum ambient temperature (°C), for which the refrigerating appliance is suitable	x	
Winter setting	[yes/no]			
Compartment Parameters:				



Compartment type		Compartment parameters and values			
		Compartment Volume (dm <sup>3</sup> or l)	Recommended temperature setting for optimised food storage (°C)  These settings shall not contradict the storage conditions set out in Annex IV, Table 3	Freezing capacity (kg/24 h)	Defrosting type (auto-defrost = A, manual defrost = M)
Pantry	[yes/no]	x,x	x	-	[A/M]
Wine storage	[yes/no]	x,x	x	-	[A/M]
Cellar	[yes/no]	x,x	x	-	[A/M]
Fresh food	[yes/no]	x,x	x	-	[A/M]
Chill	[yes/no]	x,x	x	-	[A/M]
0-star or ice- making	[yes/no]	x,x	x	-	[A/M]
1-star	[yes/no]	x,x	x	-	[A/M]
2-star	[yes/no]	x,x	x	-	[A/M]
3-star	[yes/no]	x,x	x	-	[A/M]
4-star	[yes/no]	x,x	x	x,x	[A/M]
2-star section	[yes/no]	x,x	x	-	[A/M]
Variable temperature compartment	compartment types	x,x	x	x,x (for 4-star compartments) or -	[A/M]
For 4-star compartments					
Fast freeze facility			[yes/no]		
For wine storage appliances					
Number of standard wine bottles			x		
<b>Light source parameters <sup>(e)</sup>:</b>					
Type of light source			[Lighting technology]		
Energy efficiency class			[A/B/C/D/E/F/G]		
<b>Minimum duration of the guarantee offered by the manufacturer:</b>					
<b>Additional information:</b>					
Weblink to the supplier's website:					
<sup>(e)</sup> as determined in accordance with Commission Delegated Regulation (EU) 2019/2015 <b>as adapted and adopted by Ministerial Council Decision 2022/04/MC-Enc.</b>					
<sup>(b)</sup> <...>					
<sup>(c)</sup> <...>					
<sup>(d)</sup> <...>					

## ANNEX VI

### Technical documentation

1. The technical documentation referred to in point 1(d) of Article 3 shall include the following elements:

- (a) a general description of the model allowing it to be unequivocally and easily identified;
- (b) references to the harmonised standards applied or other measurement standards used;
- (c) specific precautions to be taken when the model is assembled, installed, maintained or tested;
- (d) the values for the technical parameters set out in Table 7; these values are considered as the declared values for the purpose of the verification procedure in Annex IX;
- (e) the details and the results of calculations performed in accordance with Annex IV;
- (f) testing conditions if not described sufficiently in point (b);
- (g) equivalent models, if any, including model identifiers.

<...>

Table 7

#### Technical parameters of the model and their declared values for refrigerating appliances

<b>A general description of the refrigerating appliance model, sufficient for it to be unequivocally and easily identified:</b>			
<b>Product specifications:</b>			
<b>General product specifications:</b>			
Parameter	Value	Parameter	Value
Annual energy consumption (kWh/a)	x,xx	EEl (%)	x,x
Standard annual energy consumption (kWh/a)	x,xx	Combi parameter	x,xx
Temperature rise time (h)	x,xx	Load factor	x,x
Door heat loss factor	x,xxx	Climate class	[extended temperate/temperate/sub-tropical/tropical]
Anti-condensation heater type	[manual on-off/ambient/other/none]	Airborne acoustical noise emissions (dB(A) re 1 pW)	x

<b>Additional product specifications for refrigerating appliances, except for low noise refrigerating appliances:</b>			
Parameter	Value		
Daily energy consumption at 32 °C (kWh/24h)	x,xxx		
<b>Additional product specifications for low noise refrigerating appliances:</b>			
Parameter	Value		
Daily energy consumption at 25 °C (kWh/24h)	x,xxx		
<b>Additional product specifications for wine storage appliances</b>			
Parameter	Value	Parameter	Value
Internal humidity (%)	[range]	Number of bottles	X

If the refrigerating appliance contains multiple compartments of the same type, the lines for these compartments shall be repeated. If a certain compartment type is not present, the compartment parameters' values shall be '-'.

<b>Compartment specifications:</b>								
	Compartment parameters and values							
Compartment type	Target temperature (°C)	Compartment volume (dm <sup>3</sup> or l)	Freezing capacity (kg/24 h)	Thermodynamic parameter ( $r_c$ )	$N_c$	$M_c$	Defrost factor ( $A_c$ )	Built-in factor ( $B_c$ )
Pantry	+17	x,x	-	0,35	75	0,12	1,00	x,xx
Wine storage	+12	x,x	-	0,60	75	0,12	1,00	x,xx
Cellar	+12	x,x	-	0,60	75	0,12	1,00	x,xx
Fresh food	+4	x,x	-	1,00	75	0,12	1,00	x,xx
Chill	+2	x,x	-	1,10	138	0,12	1,00	x,xx
0-star or ice making	0	x,x	-	1,20	138	0,15	x,xx	x,xx
1-star	-6	x,x	-	1,50	138	0,15	x,xx	x,xx
2-star	-12	x,x	-	1,80	138	0,15	x,xx	x,xx
3-star	-18	x,x	-	2,10	138	0,15	x,xx	x,xx
4-star	-18	x,x	x,x	2,10	138	0,15	x,xx	x,xx
2-star section	-12	x,x	-	2,10	138	0,15	x,xx	x,xx
Variable temperature compartment	X	x,x	x,x (for 4-star compartments) or -	x,xx	x	x,xx	x,xx	x,xx

The sum of the volumes of the chill compartment(s) and the unfrozen compartment(s) [l or dm <sup>3</sup> ]		x						
The sum of the volumes of the frozen compartment(s) [l or dm <sup>3</sup> ]		x						

2. Where the information included in the technical documentation for a particular model has been obtained:

- (a) from a model that has the same technical characteristics relevant for the technical information to be provided but is produced by a different manufacturer; or
- (b) by calculation on the basis of design or extrapolation from another model of the same or a different manufacturer; or both.

The technical documentation shall include the details of such calculation, the assessment undertaken by the manufacturer to verify the accuracy of the calculation and, where appropriate, the declaration of identity between the models of different manufacturers.

## ANNEX VII

### Information to be provided in visual advertisements, in technical promotional material, in distance selling, except distance selling on the internet

1. In visual advertisements, for the purposes of ensuring conformity with the requirements laid down in point 1(e) of Article 3 and point 1(c) of Article 4, the energy efficiency class and the range of energy efficiency classes available on the label shall be shown as set out in point 4 of this Annex.
2. In technical promotional material, for the purposes of ensuring conformity with the requirements laid down in point 1(f) of Article 3 and point 1(d) of Article 4 the energy efficiency class and the range of energy efficiency classes available on the label shall be shown as set out in point 4 of this Annex.
3. Any paper-based distance selling must show the energy efficiency class and the range of energy efficiency classes available on the label as set out in point 4 of this Annex.
4. The energy efficiency class and the range of energy efficiency classes shall be shown, as indicated in Figure 1, with:
  - (a) an arrow, containing the letter of the energy efficiency class in 100 % white, Calibri Bold and in a font size at least equivalent to that of the price, when the price is shown;
  - (b) the colour of the arrow matching the colour of the energy efficiency class;
  - (c) the range of available energy efficiency classes in 100 % black; and,
  - (d) the size shall be such that the arrow is clearly visible and legible. The letter in the energy efficiency class arrow shall be positioned in the centre of the rectangular part of the arrow, with a border of 0,5 pt in 100 % black placed around the arrow and the letter of the energy efficiency class.

By way of derogation, if the visual advertisement, technical promotional material or paper-based distance selling is printed in monochrome, the arrow can be in monochrome in that visual advertisement, technical promotional material or paper-based distance selling.

Figure 1

#### Coloured/monochrome left/right arrow, with range of energy efficiency classes indicated



5. Telemarketing-based distance selling must specifically inform the customer of the energy efficiency class of the product and of the range of energy efficiency classes available on the label, and that the customer can access the full label and the product information sheet through a free access website, or by requesting a printed copy.
6. For all the situations mentioned in points 1 to 3 and 5, it must be possible for the customer to obtain, on request, a printed copy of the label and the product information sheet.

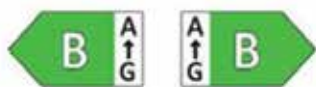
## ANNEX VIII

### Information to be provided in the case of distance selling through the internet

1. The appropriate label made available by suppliers in accordance with point 1(g) of Article 3 shall be shown on the display mechanism in proximity to the price of the product. The size shall be such that the label is clearly visible and legible and shall be proportionate to the size specified in point 3(1) and 3(2) of Annex III for refrigerating appliances. The label may be displayed using a nested display, in which case the image used for accessing the label shall comply with the specifications laid down in point 3 of this Annex. If nested display is applied, the label shall appear on the first mouse click, mouse roll-over or tactile screen expansion on the image.
2. The image used for accessing the label in the case of nested display, as indicated in Figure 2, shall:
  - (a) be an arrow in the colour corresponding to the energy efficiency class of the product on the label;
  - (b) indicate the energy efficiency class of the product on the arrow in 100 % white, Calibri Bold and in a font size equivalent to that of the price;
  - (c) have the range of available energy efficiency classes in 100 % black; and,
  - (d) have one of the following two formats, and its size shall be such that the arrow is clearly visible and legible. The letter in the energy efficiency class arrow shall be positioned in the centre of the rectangular part of the arrow, with a visible border in 100 % black placed around the arrow and the letter of the energy efficiency class:

Figure 2

#### Coloured left/right arrow, with range of energy efficiency classes indicated



3. In the case of a nested display, the sequence of display of the label shall be as follows:
  - (a) the image referred to in point 2 of this Annex shall be shown on the display mechanism in proximity to the price of the product;
  - (b) the image shall link to the label set out in Annex III;
  - (c) the label shall be displayed after a mouse click, mouse roll-over or tactile screen expansion on the image;
  - (d) the label shall be displayed by pop up, new tab, new page or inset screen display;
  - (e) for magnification of the label on tactile screens, the device conventions for tactile magnification shall apply;
  - (f) the label shall cease to be displayed by means of a close option or other standard closing mechanism;
  - (g) the alternative text for the graphic, to be displayed on failure to display the label, shall be the energy efficiency class of the product in a font size equivalent to that of the price.
4. The electronic product information sheet made available by suppliers in accordance with point 1(b) of

Article 3 shall be shown on the display mechanism in proximity to the price of the product. The size shall be such that the product information sheet is clearly visible and legible. The product information sheet may be displayed using a nested display or by referring to the product <...>, in which case the link used for accessing the product information sheet shall clearly and legibly indicate 'Product information sheet'. If a nested display is used, the product information sheet shall appear on the first mouse click, mouse roll-over or tactile screen expansion on the link.

## ANNEX IX

### Verification procedure for market surveillance purposes

The verification tolerances defined in this Annex relate only to the verification by **Contracting Party** authorities of the declared values and shall not be used by the supplier as an allowed tolerance to establish the values in the technical documentation or in interpreting these values with a view to achieving compliance or to communicate better performance by any means. The values and classes published on the label or in the product information sheet shall not be more favourable for the supplier than the values declared in the technical documentation.

Where a model has been designed to be able to detect it is being tested (e.g. by recognising the test conditions or test cycle), and to react specifically by automatically altering its performance during the test with the objective of reaching a more favourable level for any of the parameters specified in this Regulation or included in the technical documentation or included in any of the documentation provided, the model and all equivalent models shall be considered not compliant.

As part of verifying the compliance of a product model with the requirements laid down in this Regulation, the authorities of the **Contracting Parties** shall apply the following procedure:

- (1) The **Contracting Party** authorities shall verify one single unit of the model.
- (2) The model shall be considered to comply with the applicable requirements if:
  - (a) the values given in the technical documentation pursuant to Article 3(3) of Regulation (EU) 2017/1369 **as adapted and adopted by Ministerial Council Decision 2018/03/MC-EnC** (declared values), and, where applicable, the values used to calculate these values, are not more favourable for the supplier than the corresponding values given in the test reports; and
  - (b) the values published on the label and in the product information sheet are not more favourable for the supplier than the declared values, and the indicated energy efficiency class and the airborne acoustical noise emission class are not more favourable for the supplier than the class determined by the declared values; and
  - (c) when the **Contracting Party** authorities test the unit of the model, the determined values (that is the values of the relevant parameters as measured in testing and the values calculated from these measurements) comply with the respective verification tolerances as given in Table 8.
- (3) If the results referred to in points 2(a) and (b) are not achieved, the model and all equivalent models shall be considered not to comply with this Regulation.
- (4) If the result referred to in point 2(c) is not achieved, the **Contracting Party** authorities shall select three additional units of the same model for testing. As an alternative, the three additional units selected may be of one or more equivalent models.
- (5) The model shall be considered to comply with the applicable requirements if for these three units the arithmetic mean of the determined values complies with the respective tolerances given in Table 8.
- (6) If the result referred to in point 5 is not achieved, the model and all equivalent models shall be considered not to comply with this Regulation.
- (7) The **Contracting Party** authorities shall provide all relevant information to the authorities of the other **Contracting Parties** and to the **Energy Community Secretariat** without delay after a decision is taken on the non-compliance of the model according to points 3, 6 or the second paragraph of this Annex.



The **Contracting Party** authorities shall use the measurement and calculation methods set out in Annex IV. The **Contracting Party** authorities shall only apply the verification tolerances set out in Table 8 and shall only use the procedure set out in points 1 to 7 for the requirements referred to in this Annex. For the parameters in Table 8, no other tolerances, such as those set out in harmonised standards or in any other measurement method, shall be applied.

Table 8

**Verification tolerances for measured parameters**

<b>Parameters</b>	<b>Verification tolerances</b>
Total volume and compartment volume	The determined value <sup>(*)</sup> shall not be more than 3 % or 1 litre lower – whichever is the greater value – than the declared value.
Freezing capacity	The determined value <sup>(*)</sup> shall not be more than 10 % lower than the declared value.
E <sub>32</sub>	The determined value <sup>(*)</sup> shall not be more than 10 % higher than the declared value.
Annual energy consumption	The determined value <sup>(*)</sup> shall not be more than 10 % higher than the declared value.
Internal humidity of wine storage appliances (%)	The determined value <sup>(*)</sup> shall not differ from the declared range by more than 10 %.
Airborne acoustical noise emissions	The determined value <sup>(*)</sup> shall not be more than 2 dB(A) re 1 pW more than the declared value.
Temperature rise time	The determined value <sup>(*)</sup> shall not be more than 15 % lower than the declared value.
<sup>(*)</sup> In the case of three additional units tested as prescribed in point 4, the determined value means the arithmetical mean of the values determined for these three additional units.	