



Importance of JODI Oil in Energy Market

Presented by:

Dr. Hossein Hassani

Statistical Systems Coordinator

Data services Department, OPEC

Disclaimer



This Report is intended solely for the use of OPEC Member Country officials and may be legally privileged and/or confidential. Any unauthorized use, disclosure or copying of this Report or any parts of it or its attachment(s) by any unintended recipient is strictly prohibited. If you have received this Report in error, please immediately return or destroy it. The OPEC Secretariat does not warrant or assume any liability or responsibility for the accuracy, completeness, or usefulness of any information contained in this Report. Nothing in this Report shall be construed as interpreting or modifying any legal obligations under any agreement, treaty, law or other texts; or expressing any legal opinions or having probative legal value in any proceedings.



- Introduction
- Advantages of JODI Oil data
- The use of JODI Oil data in research and energy market
- Conclusion

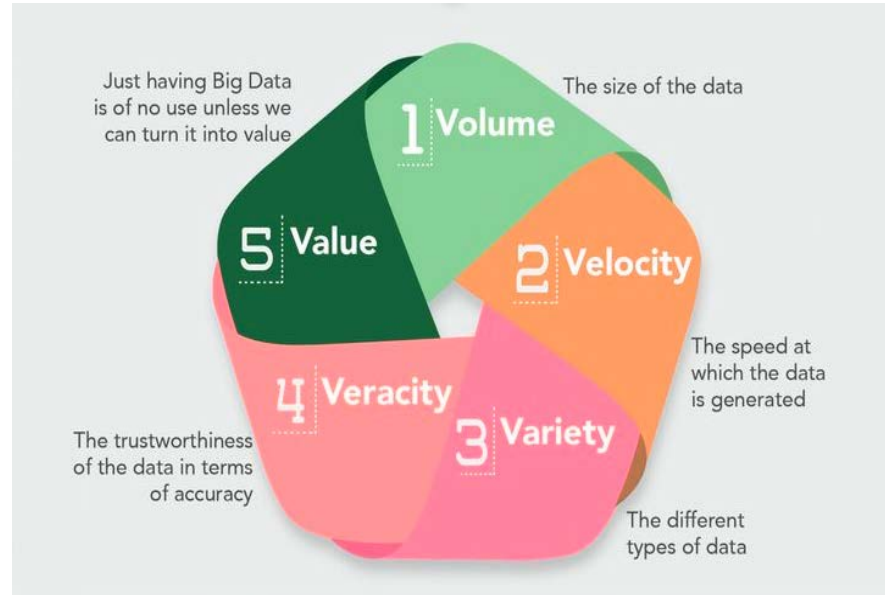


- The 21st Century has witnessed an explosion of **energy-related data**.
- The consolidation of this data is often lacking.
- Full integration of timely fundamental data is critical to
 - understanding market movements
 - developing accurate short- and long-term forecasts
 - better understanding issues related to oil industry.
- Numerous oil-related data need to be brought into the picture
- The oil industry is fast becoming **data-intensive and data driven**.

Introduction



1. Volume
2. Velocity
3. Variety
4. Veracity
5. Value



Increasing need for more granular energy data



- Recent developments in oil, gas and energy markets have placed energy on the top of the international political agenda.
- Countries are reassessing their energy policies (investment in upstream, downstream) and new energy measures are being discussed (alternative fuels, taxes, subsidies...).
- More reliable and timely data on main petroleum flows would be needed.
- **Energy markets/studies require more detailed energy data.**



- Provide timely and reliable data on major oil and gas flows, which are relevant to the market
 - Production
 - Consumption
 - Trade
 - Storage
 - Refinery
- For more than **100** countries and with strong overall coverage
- JODI data – **official** and direct information with comprehensive **metadata** country notes
- Monthly data with just 2 months time lag.
- Freely accessible
- JODI contains unique information that cannot be accessed elsewhere

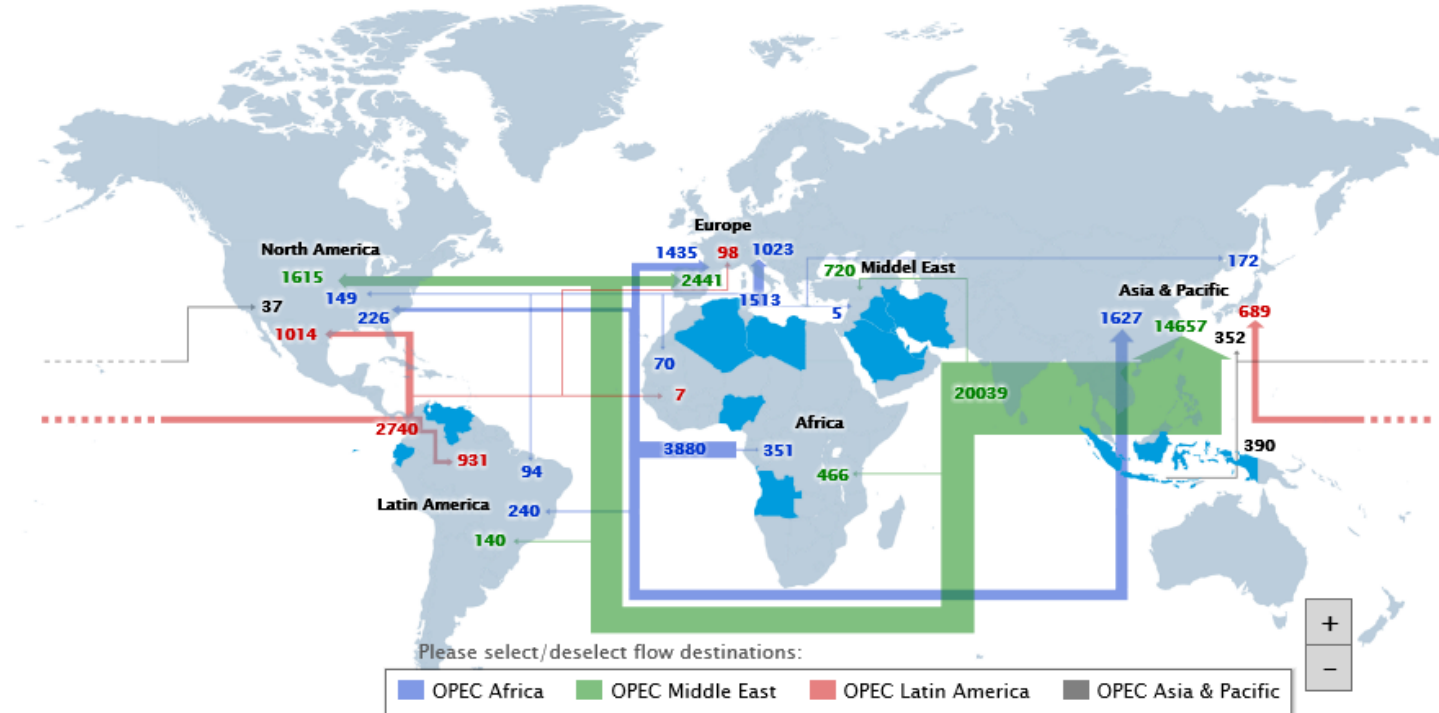


- **Crude oil production:** Large coverage, about 92% of total crude oil production is covered in JODI database
- **Demand:** Around 83% of total demand is covered in JODI database, including some of the new consuming countries
- **Inventories:** In addition to the OECD, a few non-OECD countries are also covered
- **Refinery:** Around 86% of total refinery intake and output are covered in JODI database
- **Trade:** Large coverage, about 88% of total oil exports and imports are covered in JODI database



An example of granular oil data: OPEC Member Countries oil flows

OPEC Members' flows of crude and refined oil, 2015 (1,000 b/d)



Advantages of JODI gas data

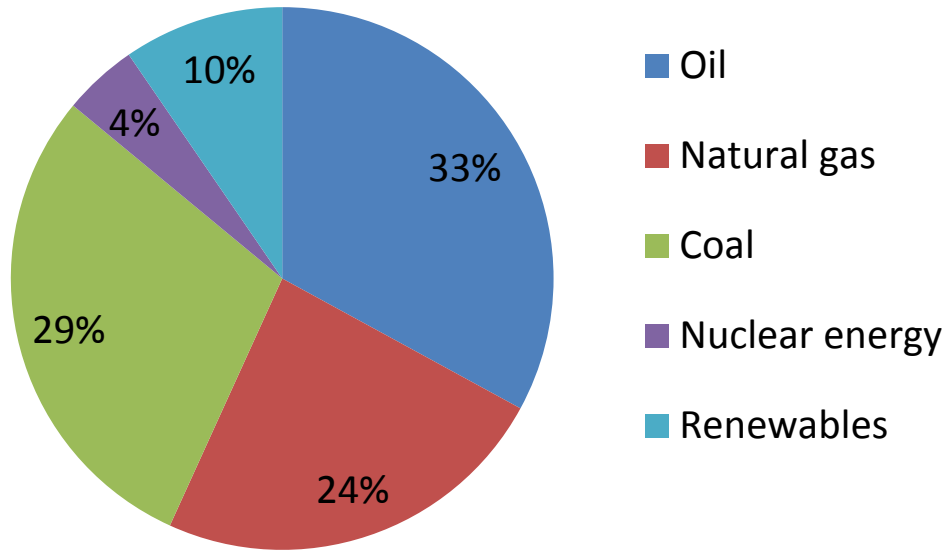


- JODI-Gas offers global coverage of gas production, imports, exports, stocks and demand on a monthly basis, covering around 80 countries representing nearly 90% of global gas markets.
- There are industry reference data sources including BP statistics, Cedigaz, IEA statistics and EIA statistics, however, none of these natural gas data sources cover monthly data with such extensive geographical coverage as the JODI-Gas World Database.

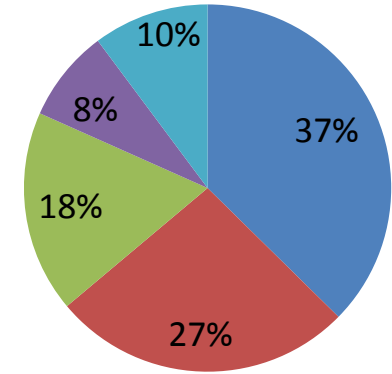
The role of other commodities in the overall energy mix



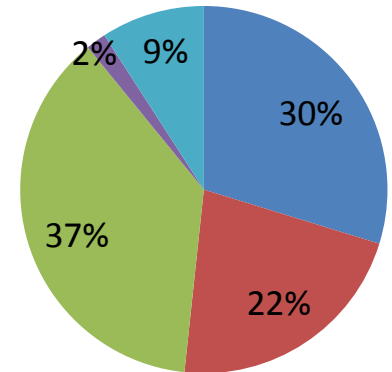
Total world primary energy consumption by main commodity in 2015



OECD



Non-OECD





Examples in OPEC energy database

- Supply
- Demand
- Stock

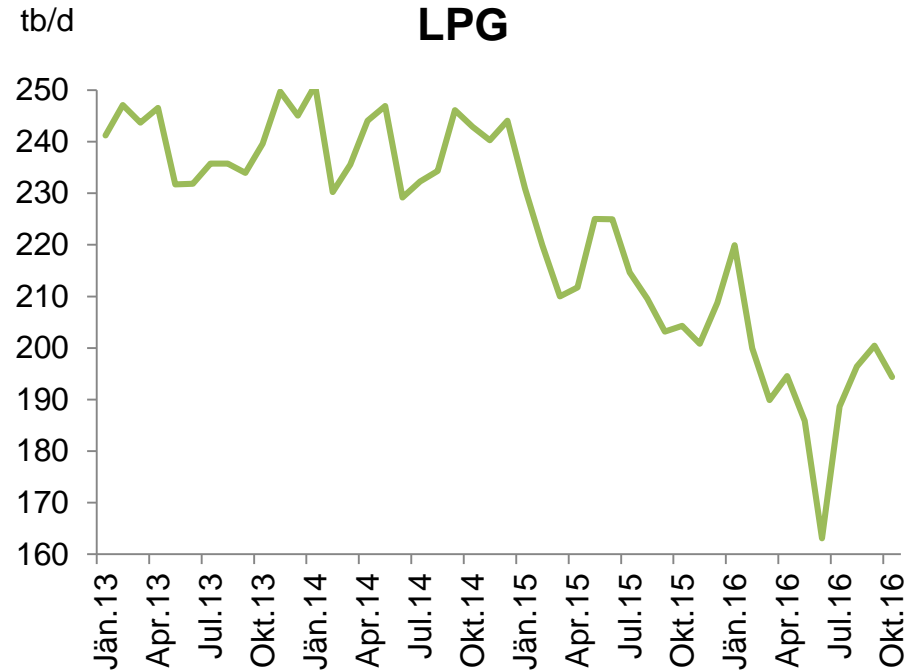
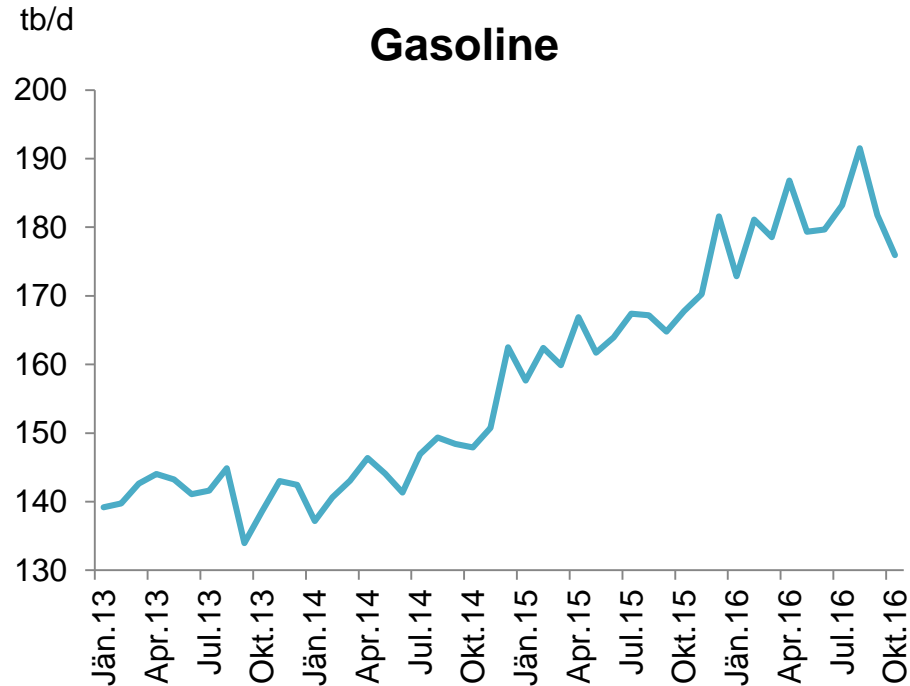
Examples in research and analysis

- Oil and gas demand
- Refinery
- Trade

JODI data in OPEC's oil demand database



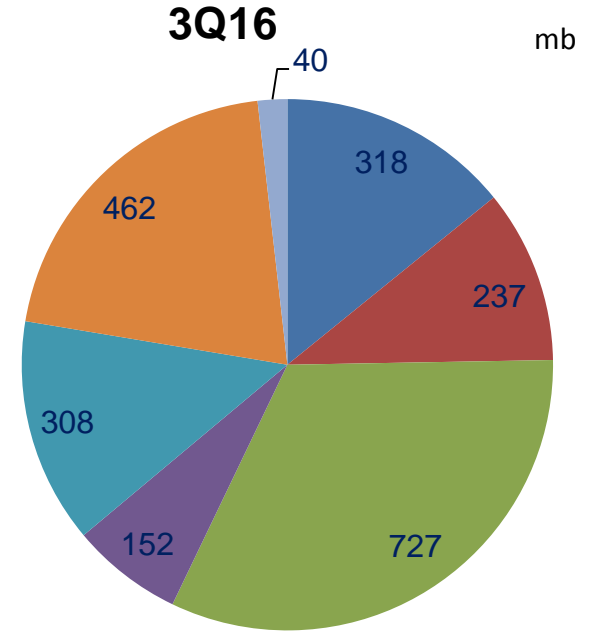
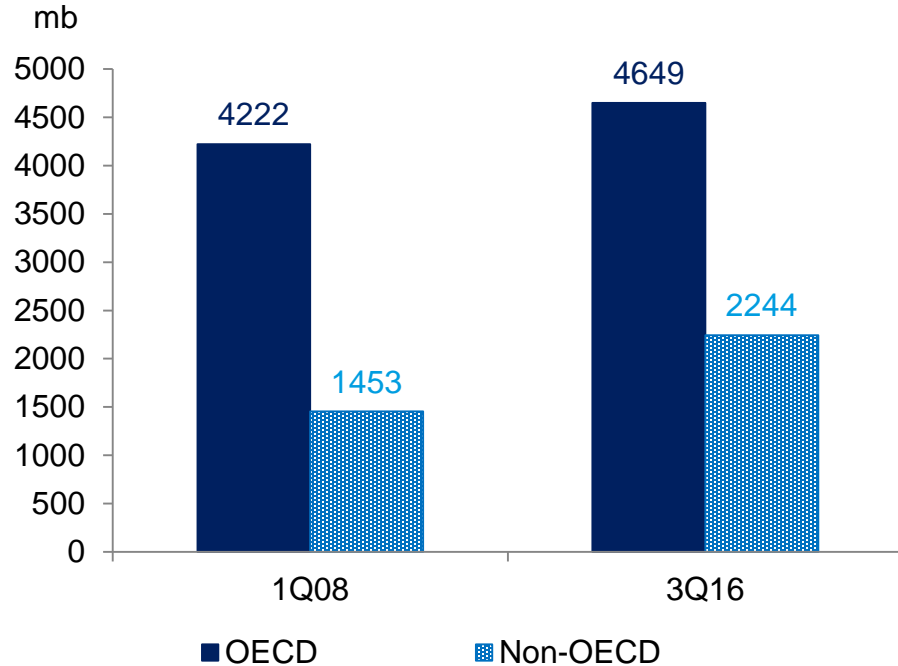
Data for main petroleum categories in JODI essential in understanding oil market; e.g. Thailand



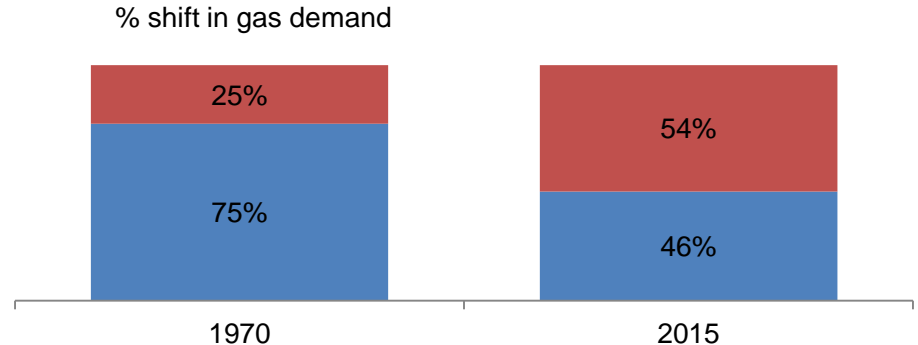
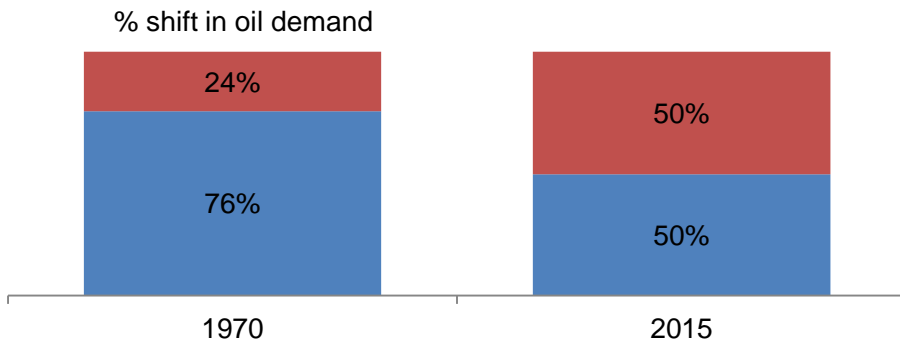
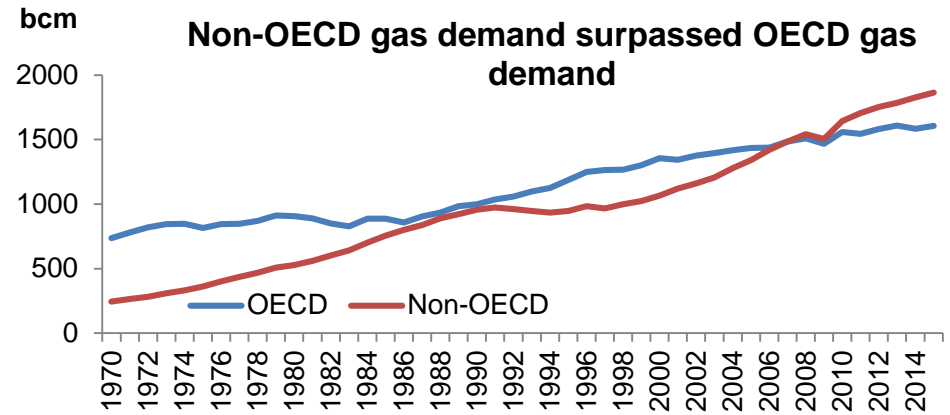
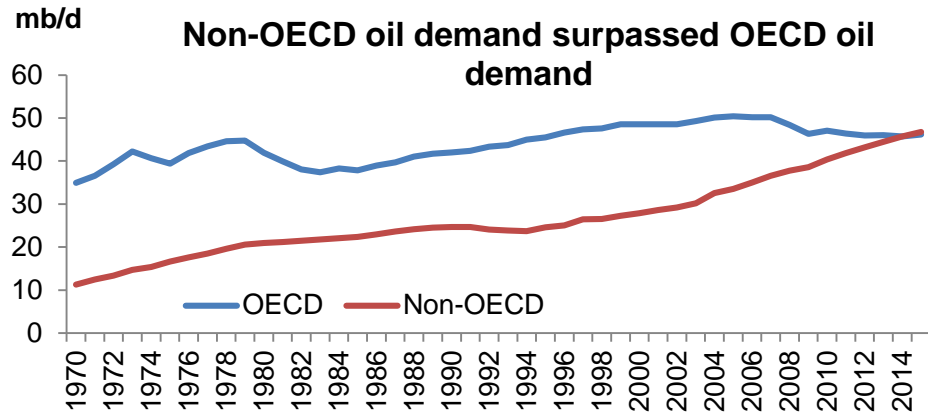
JODI data in OPEC's oil stocks database



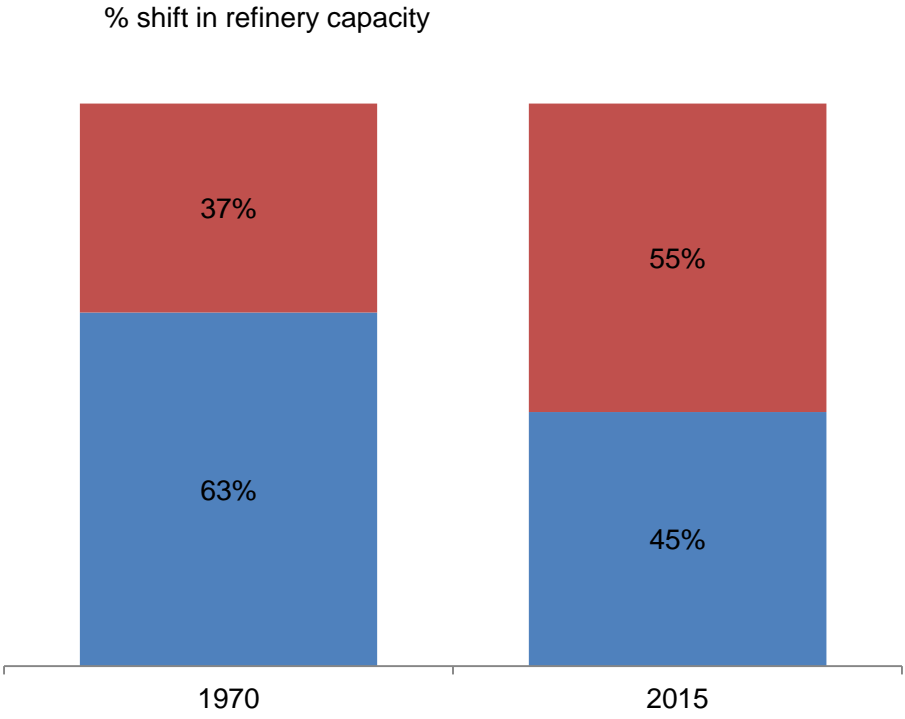
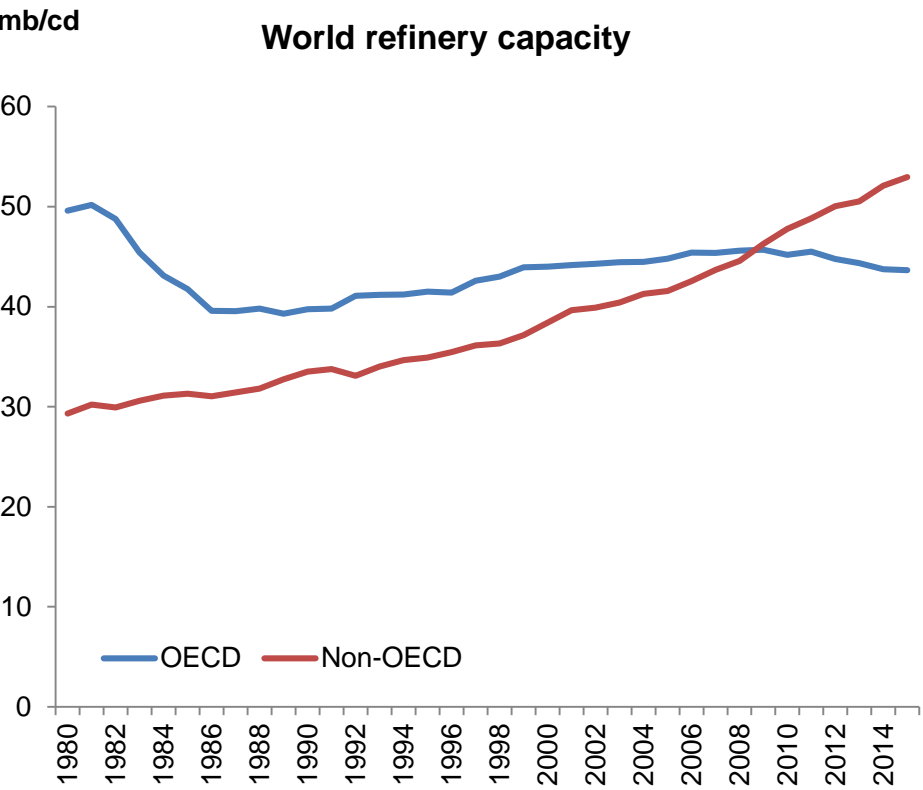
- Availability of key Non-OECD data in JODI directly relevant to oil market developments



JODI data in OPEC research: Emergence of Non-OECD countries

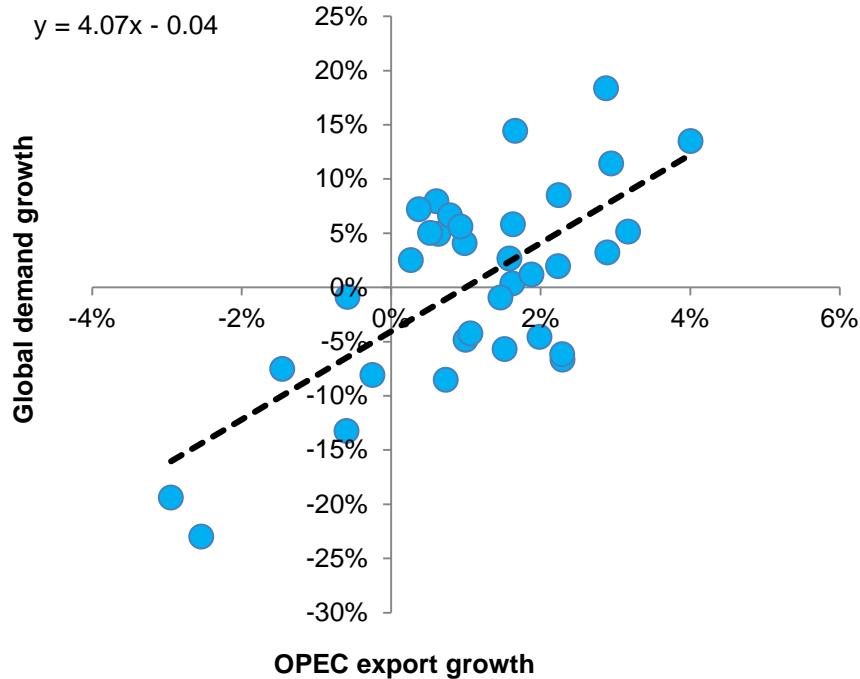


Increase in Non-OECD refinery capacity

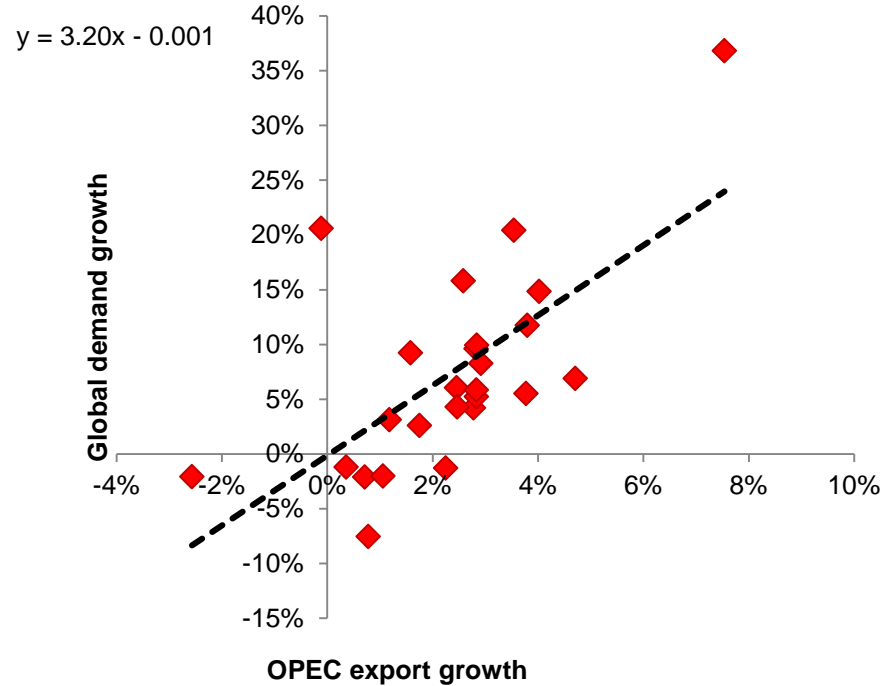




OPEC's importance meeting global oil demand, 1980-2015

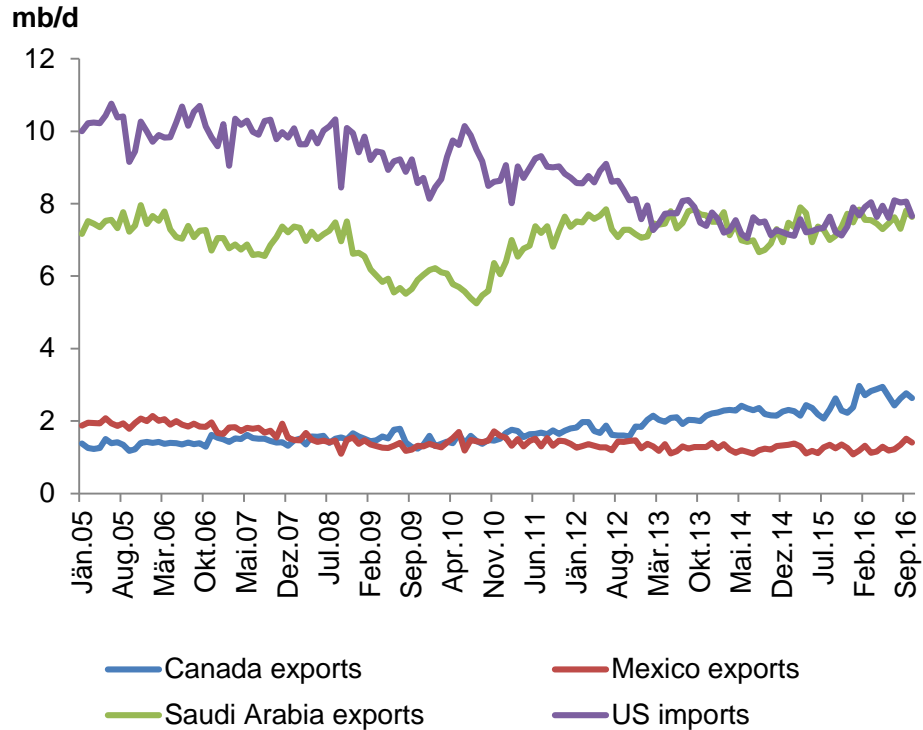


OPEC's importance meeting global gas demand, 1990-2015





Crude oil trade according to JODI



Multiple regression

Source	SS	df	MS	Number of obs = 127		
Model	113989816	3	37996605.2	F(3, 123) = 154.33		
Residual	30282771.8	123	246201.396	Prob > F = 0.0000		
				R-squared = 0.7901		
				Adj R-squared = 0.7850		
				Root MSE = 496.19		
Total	144272587	126	1145020.53			

USImports	Coef.	Std. Err.	t	P> t	[95% Conf. Interval]	
CanadaExports	-1.949506	.199812	-9.76	0.000	-2.345022	-1.553991
MexicoExports	1.414089	.2372712	5.96	0.000	.9444253	1.883753
SaudiArabiaExports	-.0041264	.0812134	-0.05	0.960	-.1648834	.1566305
_cons	10179.09	588.4237	17.30	0.000	9014.338	11343.84



- JODI Oil & gas databases contain official country data and valuable information, which cannot be found easily elsewhere
- Extensive usage of JODI oil data in OPEC Secretariat's research
 - Update of databases
 - As input for studies
- Granularity of data can always be improved
 - Existing databases (time lag, coverage, reliability,...)
 - Coverage of other energy commodities a necessity as result of increasing interaction



Thank You.



www.opec.org