



Renewable Energy Prospects for South East Europe



IRENA's Regional Engagement

CECCA
Clean Energy
Corridor
of Central
America

WACEC
West Africa
Clean Energy
Corridor

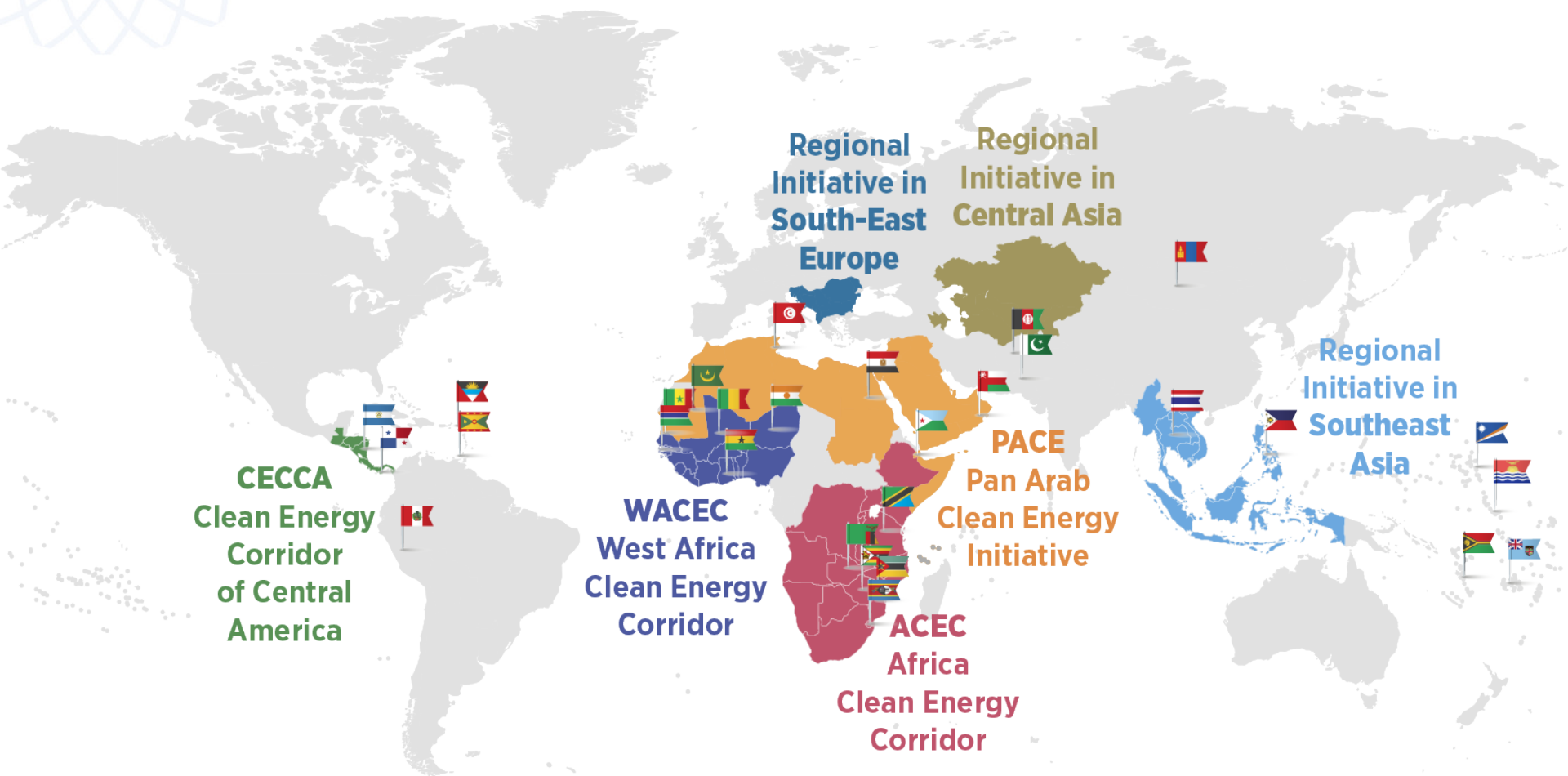
ACEC
Africa
Clean Energy
Corridor

**Regional
Initiative in
South-East
Europe**

**Regional
Initiative in
Central Asia**

PACE
Pan Arab
Clean Energy
Initiative

**Regional
Initiative in
Southeast
Asia**



South East Europe Regional Initiative

Abu Dhabi **Communiqué** on Accelerating the Uptake of Renewables in South East Europe Abu Dhabi, 13 January 2017

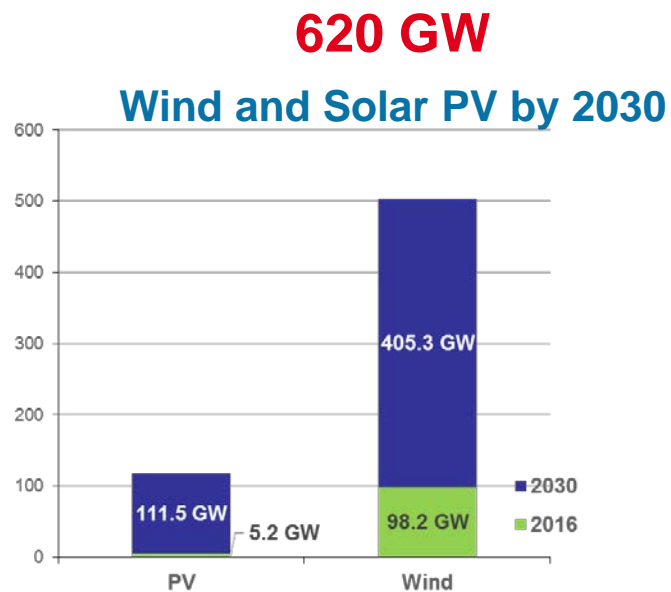
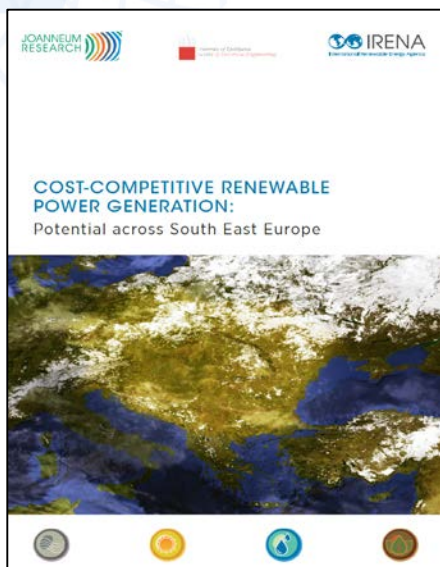
Action Areas

- Resource assessment
- Long-term planning for RE deployment
- Enabling frameworks: technical, policy, regulatory, institutional
- Market based RE support schemes
- Socio-economic benefits vs. affordability
- Access to financing for RE projects

Full alignment with the objectives of
CESEC RE Action Plan



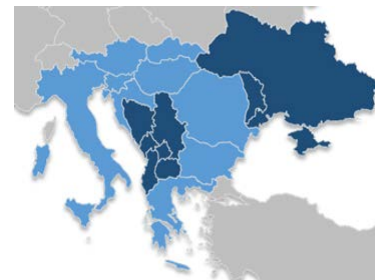
REmap 2030 for the CESEC Region



Ongoing process
to establish 2030
RE targets



REmap 2030
A Renewable Energy Roadmap
CESEC



REmap explores technology options to accelerate renewables deployment cost-effectively

1. What is the RE outlook by 2030 in government plans?
(Reference Case)

2. What are the additional RE deployment options?
(REmap Options)

3. What are the costs and benefits of the RE options?
(Impact analysis)

IRENA's experience with regional renewable roadmaps

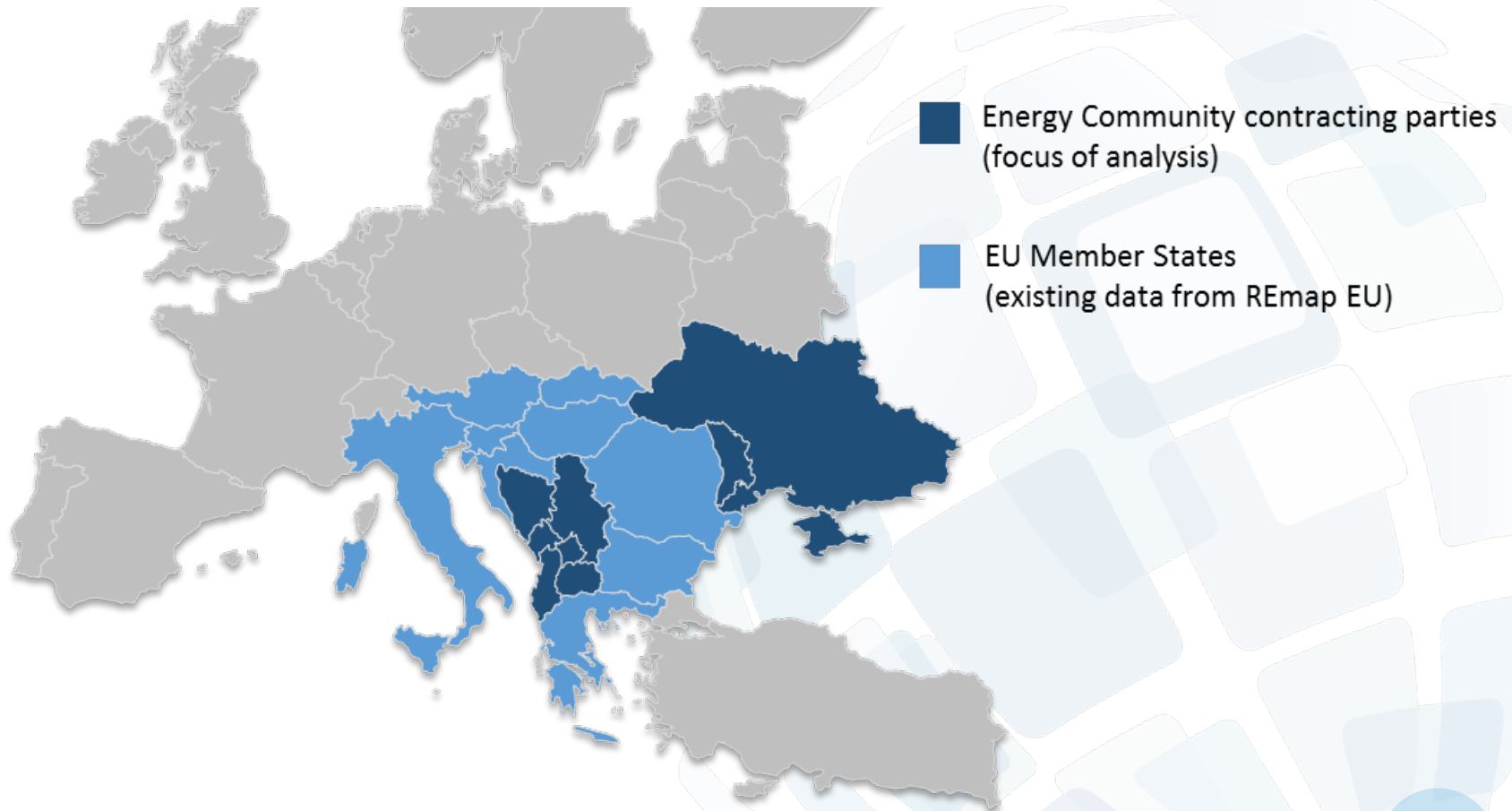
- A regional approach to renewable energy can be more efficient by:
 - Tapping into the best resources available within the region
 - Identifying synergies in e.g. infrastructure development
 - Creating economies of scale for market players
 - Sharing best-practices
- A way of maximizing IRENA's impact



REmap analysis for the EU – overall results

- The EU can double its **renewable share to reach 34% by 2030**, cost-effectively
- **All EU Member States have cost-effective potential** beyond reference case
- Additional **GHG reduction of 15% by 2030** compared to reference case
- REmap case results in **savings of EUR 21 billion/year in 2030 on LCOE basis**
- Total estimated **savings range from EUR 44 billion and EUR 113 billion** per year by 2030, when including health and environmental externalities
- Additional **investments of EUR 368 billion until 2030** (estimated average investment in renewable energy of around EUR 62 billion/year)
- Direct impact on **GDP: +0.3%**

REmap CESEC study: planned geographical scope



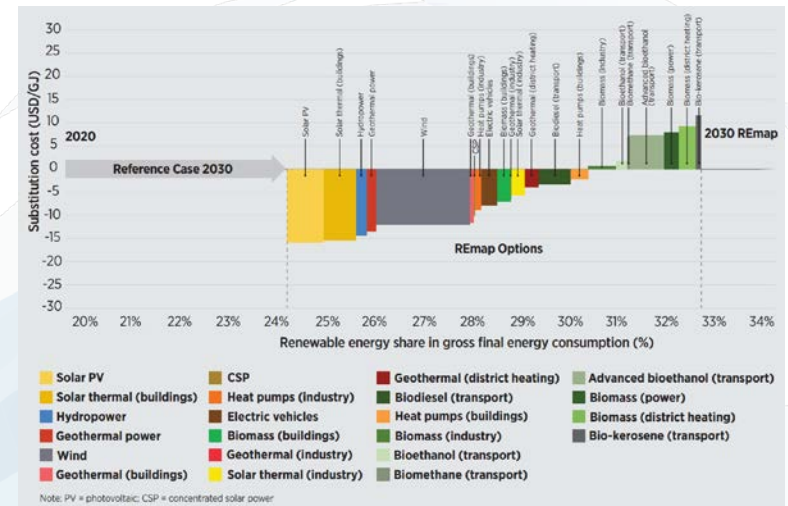
REmap CESEC: planned outputs (I)

Portfolio of technology options to accelerate renewables by 2030

- Across all sectors
- Country-specific
- Technology-specific

Benefits/costs and economic impact of accelerated renewables

- Energy system costs compared to reference case
- Investment needs and direct impact on GDP



Sample cost-supply curve from IRENA's REmap analysis for the European Union

REmap CESEC: planned outputs (II)

- **Other impacts**
 - Impact on fossil fuel imports / energy security
 - Operation of power sector – integration of renewables
 - GHG emission reductions
 - Avoided health damages
- **Opportunities for energy sector integration**
 - Across sectors → sector coupling
 - Across countries → power interconnections, biomass trade
- **Policy recommendations to unleash the potential**

REmap CESEC: timeline and engagement process

- **Tentative timeline:** April 2018 – October 2019
- **Multiple opportunities for stakeholder engagement:**
 - Initial workshop (present approach and initiate data-gathering)
 - Sectoral webinars (power and end-use sectors)
 - Second workshop (preliminary findings)
 - Final workshop (final results)



Thank you

Gurbuz Gonul, Acting Director, Country Support and Partnerships

