

The background is a satellite-style image of Europe at night, with city lights visible. Overlaid on this are numerous glowing blue lines that represent energy transmission paths, connecting various points across the continent and extending into the surrounding regions.

Follow up on SoS CG – sub group for Gas Emergency exercise - Ukraine

***5th meeting SoS CG – sub group for Electricity
19 December 2018, Vienna***

Challenges of full gas market integration

➤ Jurisdiction at the borders:
ACER-ECRB, EC-ECS, ENTSOG -?
Dispute settlement

➤ Rules at 2 sides of interconnectors:

For EnC CP network codes implementation ongoing

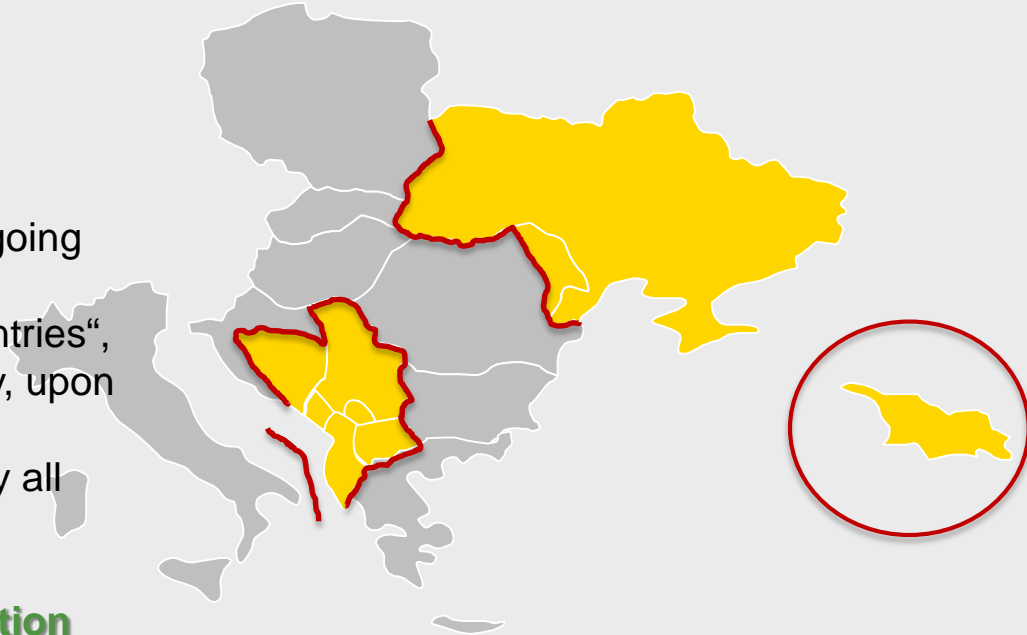
For EU MSs, Contracting Parties are „third countries“,
thus implementation of network codes voluntary, upon
decision by NRAs

MoU on future intention to implement signed by all
NRAs but Slovakia

➤ **SoS Regulation – postponed implementation
due to same non-solved interfaces**

➤ EnC Treaty amendments pending

➤ PSI-PECI-PMI lock



Directive 2004/67/EC

Policies for securing gas supply
Specific (protected) customers
Supply standards
National emergency measures
Community mechanism
Gas Coordination Group /
Security of Supply Coordination
Group
Reporting & monitoring

Regulation (EU) 994/2010

Competent authority
Protected customers
Supply & infrastructure standards
Risk assessment
Preventive Action Plans
Emergency Plans
National emergency measures /
voluntary joint plans & measures
Crisis levels
Commission's role
Community mechanism
Gas Coordination Group
Information exchange, reporting,
monitoring

Regulation (EU) 2017/1938

Competent authority
Protected customers (harmonised)
Supply standards
Improved infrastructure standards
Risk assessment (**regional**):
content & template
Preventive Action Plans:
content & template
Emergency Plans: content & template
National emergency measures /
mandatory regional plans & measures
Crisis levels
Strong Commission's role
Community mechanism
Solidarity
Gas Coordination Group
Information exchange, reporting &
monitoring

Energy Community:
mandatory since 2009

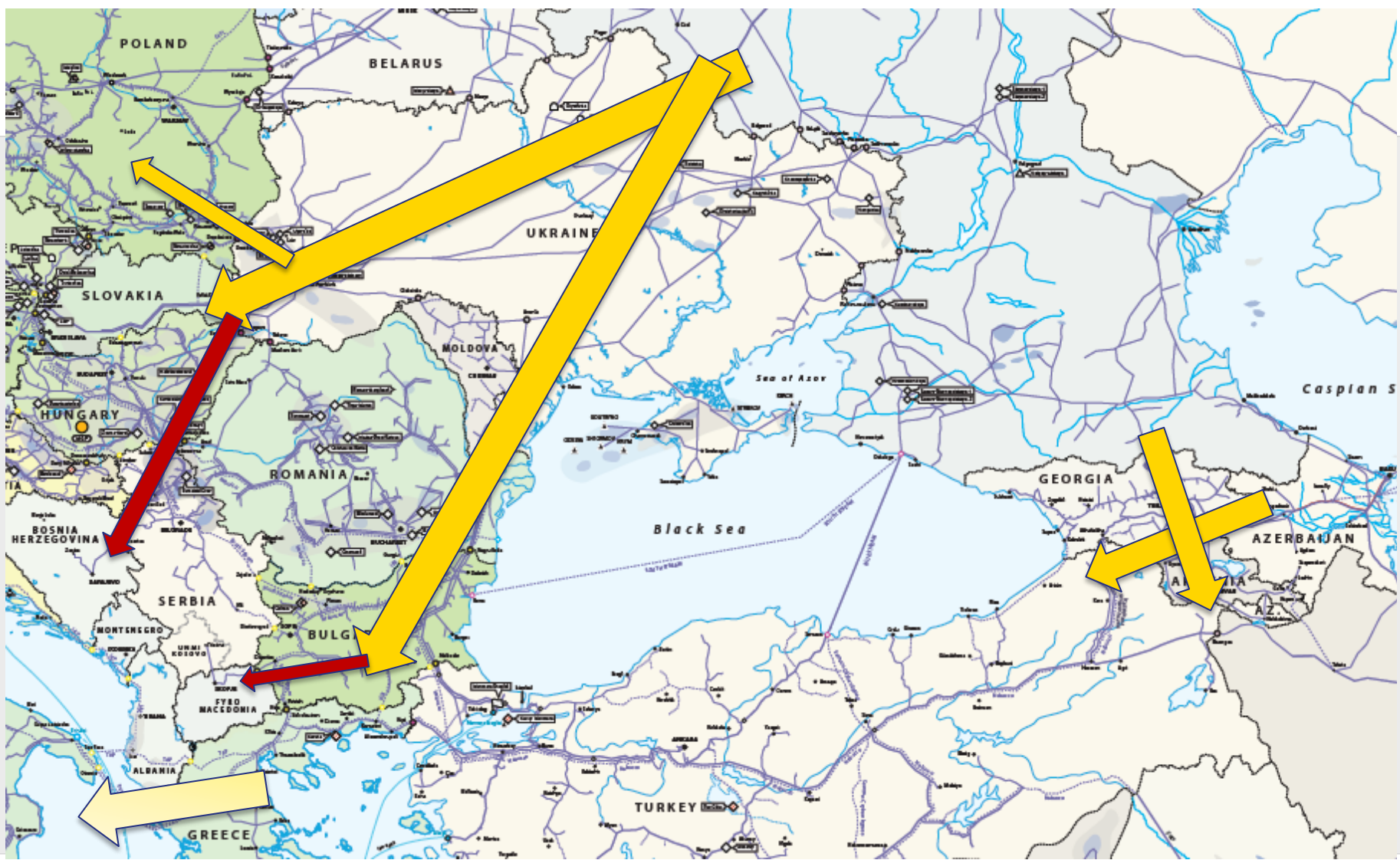
European Union:
7 years of practice

1. Eastern gas supply risk groups:

- (a) Ukraine: Bulgaria, Czech Republic, Germany, Greece, Croatia, Italy, Luxembourg, Hungary, Austria, Poland, Romania, Slovenia, Slovakia; **Ukraine, Serbia, Bosnia and Herzegovina, Moldova, fYR of Macedonia**
- (b) Belarus: Belgium, Czech Republic, Germany, Estonia, Latvia, Lithuania, Luxembourg, Netherlands, Poland, Slovakia; **Ukraine**
- (c) Baltic Sea: Belgium, Czech Republic, Denmark, Germany, France, Luxembourg, Netherlands, Austria, Slovakia, Sweden;
- (d) North-Eastern: Estonia, Latvia, Lithuania, Finland;
- (e) Trans-Balkan: Bulgaria, Greece, Romania. **Ukraine, Moldova, fYR of Macedonia**

4. South-East gas supply risk groups:

- (a) Southern Gas Corridor — Caspian: Bulgaria, Greece, Croatia, Italy, Hungary, Malta, Austria, Romania, Slovenia, Slovakia; **Albania, Georgia, fYR of Macedonia**
- (b) Eastern Mediterranean: Greece, Italy, Cyprus, Malta.



Voluntary transposition and implementation of the elements of Regulation 994/2010:

- competent authority,
- risk assessment, preventive plans, emergency plans,
- supply standards, levels of emergency....

Cooperation with Joint Research Centre (JRC) on risk assessments

- With Ukraine 3rd year in the row
- Started with Serbia, Bosnia and Herzegovina and fYR of Macedonia
- To be agreed and established with Moldova and Georgia



5 December 2018, Kyiv

Scenario:

Sunday, 3 February

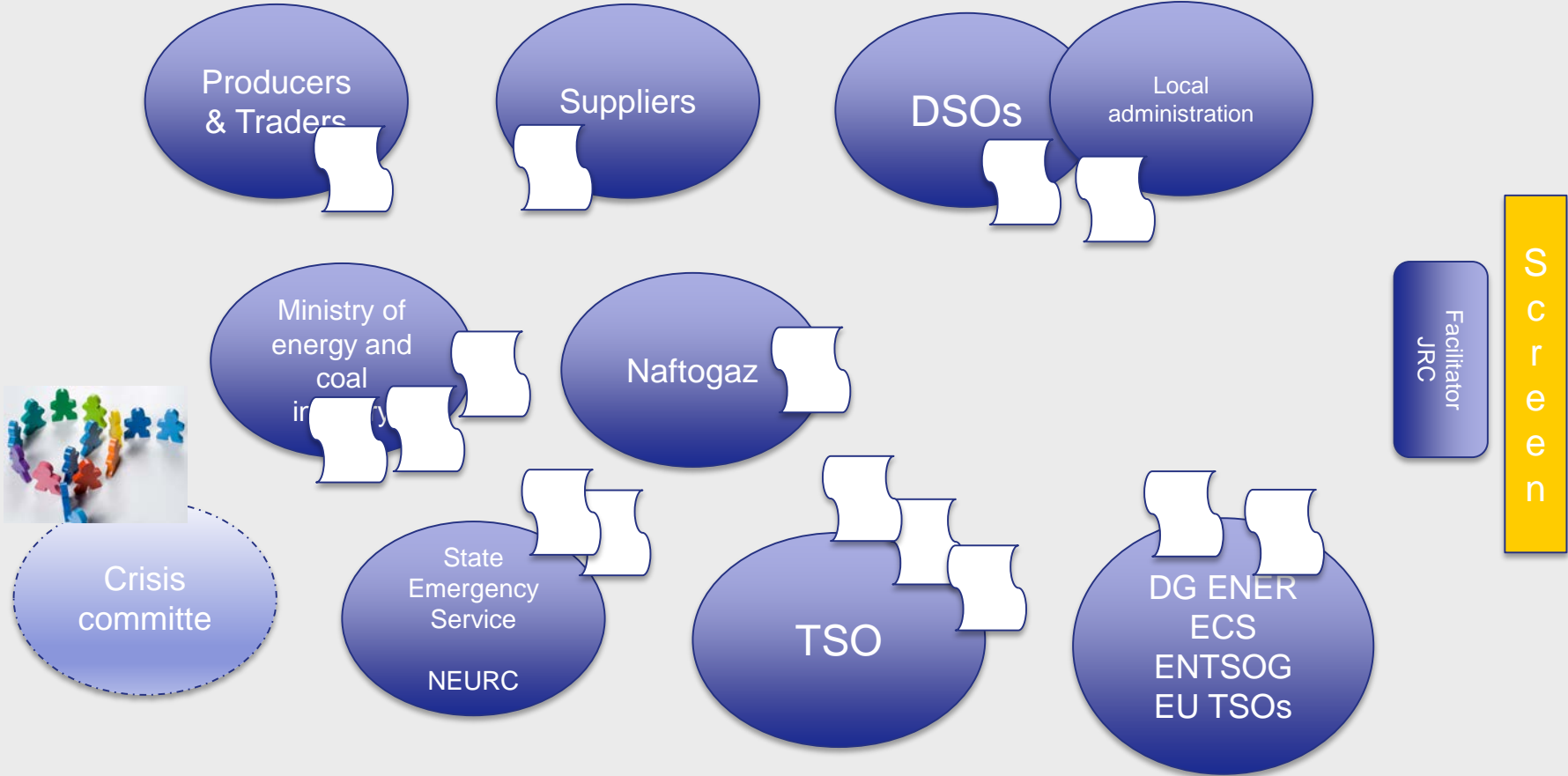
Typical winter day, average temperature -1,8 °C

Storages at normal early February level: 28% of full working capacity

Normal supply, average consumption, normal transit, relatively low line-pack

Evening breaking news:

An accident at the biggest storage BVU (55% of total UA UGS capacity), completely out of production



Points in the exercise:


- *Monday, 4 February*
- *Wednesday, 6 February* – cold spell coming (average temperature -9,5 °C)
- *Thursday, 7 February* – demand increase for 14%
- *Sunday, 10 February* – BVU back, curtailment measures applied/ curtailment measures not applied
- *Thursday, 14 February* – back to normality, analysis of unserved gas

30 min - actions

20 min - analysis



Exercise report
Lessons learnt



Update of Supply Rules & National Action Plan

To be continued.....

The background is a satellite-style image of the Earth at night, showing city lights. Overlaid on this is a complex network of glowing blue lines that connect various points across the globe, symbolizing a global energy network or digital connectivity.

*Thank you
for your attention!*