

# Net metering as a viable approach for decentralized renewable energy sources

## Case study of Croatia

IRENA – Energy Community joint workshop  
Cost-effective Renewable Energy in South East Europe  
3-4 March 2016, Energy Community Secretariat, Vienna, Austria

net-metering or net-billing?

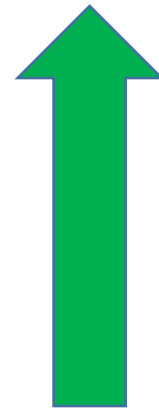
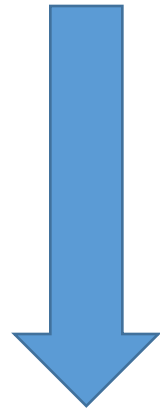
# net-metering

single digital read that moves forwards or backwards based on direction of energy flow



# net-metering

energy taken  
100 kWh

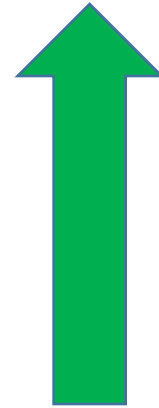
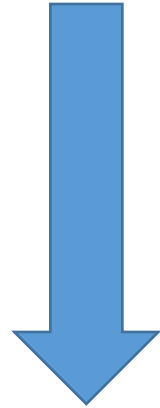


energy produced  
100 kWh

meter reads  
0 kWh

# net-metering

energy taken  
100,000 kWh



energy produced  
100,000 kWh

meter reads  
0 kWh

what about the grid usage costs?

# net-billing

two reads: energy taken from the grid and  
energy put to the grid (kWh)



# Croatian net-metering

(January 2016)

- only rooftop solar PV
- up to connected power (max. 500 kW)
- value of energy put to the grid = 0.9 x purchase price (or more)
- monthly billing



# Croatian net-metering

doing the math for industry

- 60% self-consumption
- 30 kW solar PV
- 1.3 EUR/kWp

with 40-50% subsidy on  
equipment

---

payback period: 15+ years

---

9-11 years

# Croatian net-metering

doing the math for private house

- 20% self-consumption
- 3 kW solar PV
- 1.3 EUR/kWp

with 40-50% subsidy on  
equipment

---

payback period: 21+ years

---

11-13 years

# Barriers

- prosumer pays for grid usage cost for all taken energy
- grid usage costs amount to 45% of total energy costs
- grid connection cost is 2,500 EUR (up to 60% of system cost)
- monthly billing prevents seasonal balancing

Thank you for your attention!

Mislav Kirac  
Green Energy Cooperative  
mislav.kirac@zez.coop  
www.zez.coop

