

Member Informal Taskforce

Slides for workshop 2018-11-28

TRA WG & Informal Taskforce

Rene Prins, Transparency Adviser



Slides for Workshop 2018-11-28



Member Informal Taskforce (MIT-lab😊)

Background: TSOs want to improve the service of the Transparency Platform for the stakeholders

- > Taskforce is set up as a sort of laboratory to discuss ideas for the TP
 - > Ideas based on:
 - Feedback from the surveys
 - Own feeling
 - Existing data publication
 - > Presented here to
 - Get a feeling if the ideas are good
 - Get input for possibly more ideas



Enhance the export wizard

> Intuitive


- Example: Change “Transport Data” to “Transport Data Indicators”
- Dependencies between fields

> User friendly

- Cut “odd” columns
- More options

> More intelligence

- Combining filters



Booking Platform	Operator	Direction
GSA Platform	GAZ-SYSTEM	entry
PRISMA	GAZ-SYSTEM (ISO)	exit
RBP	NET4GAS	
(blank)	AB Klaipėdos Nafta	
	Amber Grid	
	astora	
	bayernets	
	Bayerngas	

Export options

By default, export wizard is returning currently selected points in recently viewed panel and indicator. You can extend this selection by using “All points” and “All points from” fields.

All points
 All CAM-Relevant points

All points from:

Booking platform:

Source:

Format:

Export infos

Elapsed Time (s): -
Export state: -

Export

Hourly data | **Daily data**

Periodization:

Current Timezone:

From Gas Day:

To Gas Day:


INDICATORS

- NOMINATION
- RENOMINATION
- ALLOCATION
- PHYSICAL FLOW
- GCV
- WOBBE INDEX
- CAPACITY
- INTERRUPTION



Personalized View for registered users

- > Define own default page
 - Choose several parameters
 - Predefined quicker queries
 - Faster usability of the TP



INDICATORS ⓘ	<input type="checkbox"/> Use TP default	Periodization ⓘ	<input type="checkbox"/> Use TP default	Default page ⓘ	<input type="checkbox"/> Use TP default
<input type="checkbox"/> NOMINATION		Compact		Points Map	
<input type="checkbox"/> RENOMINATION		Current Timezone ⓘ	<input type="checkbox"/> Use TP default	Use favorites ⓘ	<input type="checkbox"/> Use TP default
<input type="checkbox"/> ALLOCATION		CET		Select favorites	
<input checked="" type="checkbox"/> PHYSICAL FLOW		From Gas Day ⓘ	<input type="checkbox"/> Use TP default	Default landing page ⓘ	
<input type="checkbox"/> GCV		2018-09-24		Select	
<input type="checkbox"/> WOBBE INDEX					
▶ CAPACITY		To Gas Day			
▶ INTERRUPTION		2018-10-23			

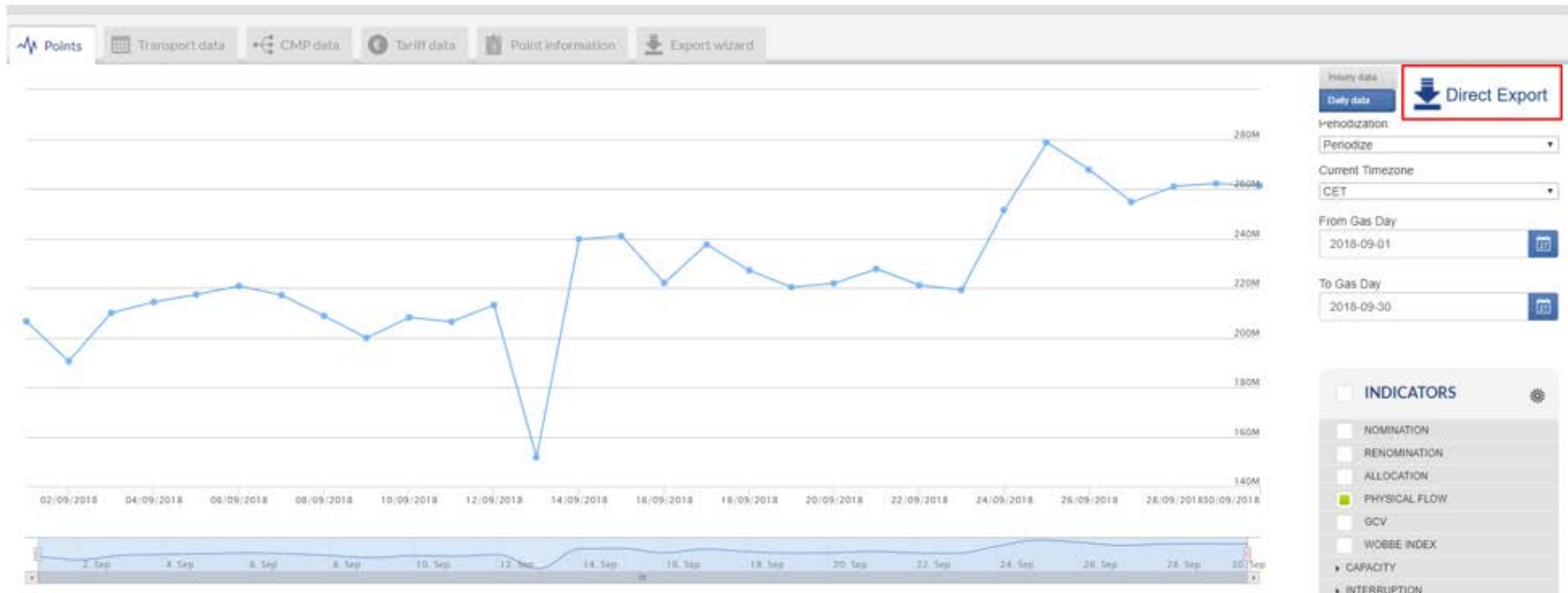
[Access default page](#)



Direct export – Points



- > Directly download what you see
- > Not more information than selected





Direct export – Transport data

- > Directly download what you see
- > Not more information than selected



Points Transport data CMP data Tariff data Point information Export wizard

Point	Operator	TSO Point Identifier	Direction	Period	Indicator	Value	Status	Last date of value update
Hilvarenbeek	GTS	21Z000000000243T	exit	30/09/2018 06:00 - 01/10/2018 06:00	Physical Flow	261,223,700 kWh/d		01/10/2018 14:22
Hilvarenbeek	GTS	21Z000000000243T	exit	29/09/2018 06:00 - 30/09/2018 06:00	Physical Flow	262,151,981.3 kWh/d		30/09/2018 14:22
Hilvarenbeek	GTS	21Z000000000243T	exit	28/09/2018 06:00 - 29/09/2018 06:00	Physical Flow	260,984,458.5 kWh/d		29/09/2018 14:22
Hilvarenbeek	GTS	21Z000000000243T	exit	27/09/2018 06:00 - 28/09/2018 06:00	Physical Flow	254,675,934.1 kWh/d		28/09/2018 14:22
Hilvarenbeek	GTS	21Z000000000243T	exit	26/09/2018 06:00 - 27/09/2018 06:00	Physical Flow	267,645,776.4 kWh/d		27/09/2018 14:22
Hilvarenbeek	GTS	21Z000000000243T	exit	25/09/2018 06:00 - 26/09/2018 06:00	Physical Flow	278,681,478.9 kWh/d		26/09/2018 14:22
Hilvarenbeek	GTS	21Z000000000243T	exit	24/09/2018 06:00 - 25/09/2018 06:00	Physical Flow	251,395,594.3 kWh/d		25/09/2018 14:22
Hilvarenbeek	GTS	21Z000000000243T	exit	23/09/2018 06:00 - 24/09/2018 06:00	Physical Flow	219,253,091.4 kWh/d		24/09/2018 14:24
Hilvarenbeek	GTS	21Z000000000243T	exit	22/09/2018 06:00 - 23/09/2018 06:00	Physical Flow	221,116,133.6 kWh/d		23/09/2018 14:22
Hilvarenbeek	GTS	21Z000000000243T	exit	21/09/2018 06:00 - 22/09/2018 06:00	Physical Flow	227,697,265.5 kWh/d		22/09/2018 14:22

Showing 1 to 10 of 30 entries

Hourly data
Daily data **Direct Export**
Monthization
Compact
Current Timezone
CET
From Gas Day
2018-09-01
To Gas Day
2018-09-30

INDICATORS

- NOMINATION
- RENOMINATION
- ALLOCATION
- PHYSICAL FLOW
- OCV
- WOBBE INDEX
- ▶ CAPACITY
- ▶ INTERRUPTION

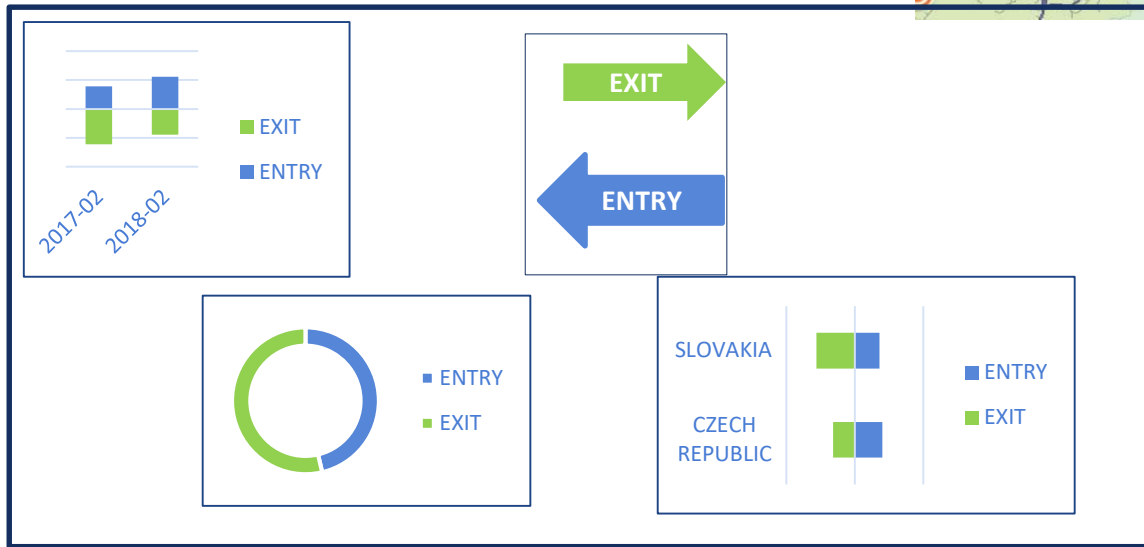
Show 10 entries

Navigation: << < 1 2 3 > >>



Dashboard for aggregated IP data

- > Quick overview for IPs
- > Per Operator/Balancing zone
- > Monthly aggregates
- > Easier comparison





Thank You for Your Attention

Rene Prins
Transparency Advisor

ENTSOG -- European Network of Transmission System Operators for Gas
Avenue de Cortenbergh 100, B-1000 Brussels

EML: transparency@entsog.eu
WWW: www.entsog.eu