

16th Energy Community Gas Forum

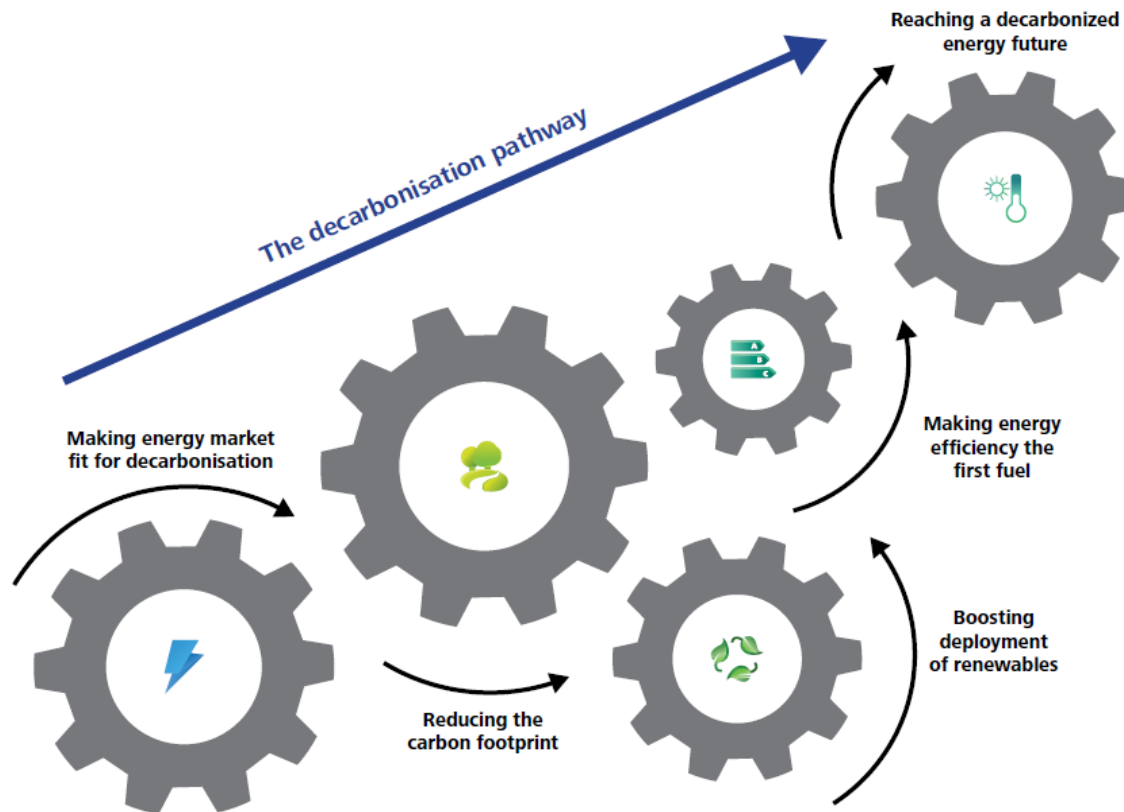
Janez Kopač, Energy Community Secretariat

22 September 2021

The energy transition is coming to the Energy Community

Drivers

- ✓ **Political commitments**
 - Paris Agreement
 - Sofia Declaration
- ✓ **Legal obligations**
 - Energy Community Treaty
- ✓ **Plans, policies and measures**
- ✓ **Monitoring and Reporting**



Practical implications

Enhanced policy planning and reporting (NECPs)

- In line with the Governance Regulation 2018/1999;
- All CPs working on their drafts;
- Perfect to see all policies and measures in one place → in some cases consistency to be backed up by (modelling) figures;
- Relevant for new gas infrastructure, future gas use.

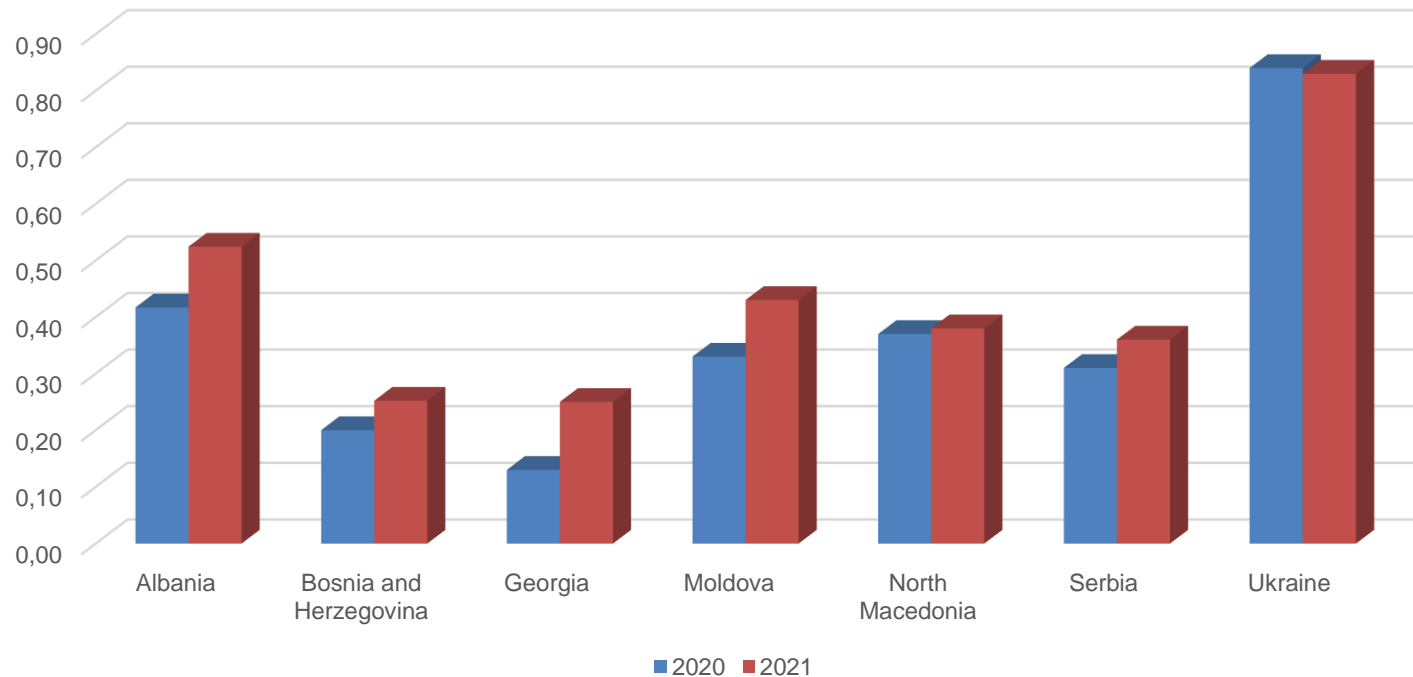
New legislation

1. Regulation 2017/1938 on security of gas supply;
2. Governance Regulation 2018/1999;
3. Renewables Directive 2018/2001,
4. Energy Efficiency Directive 2018/2002,
5. Electricity Directive 2019/944,
6. Risk Preparedness Regulation 2019/941

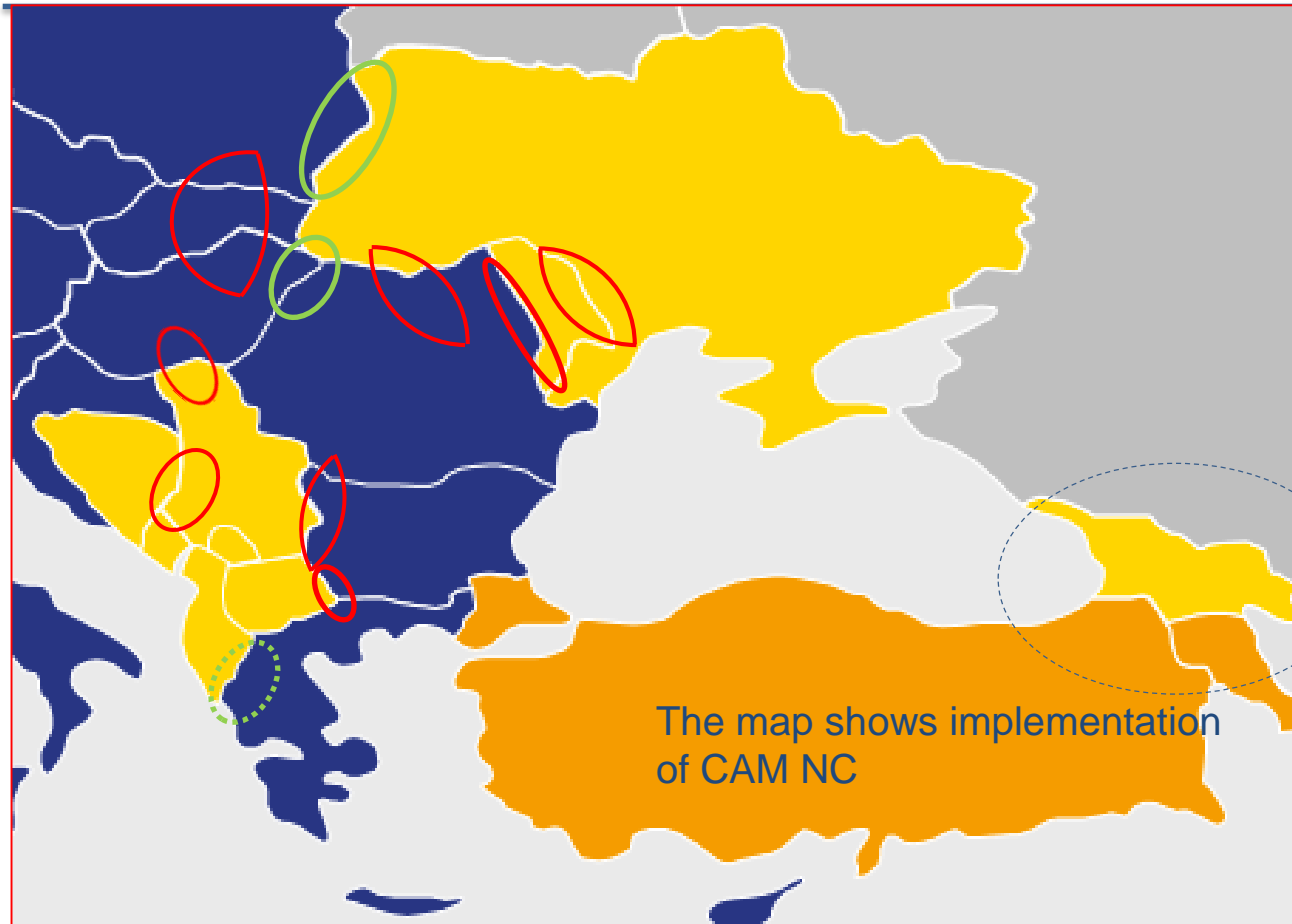
New policy pathway

- Energy Community Decarbonization Roadmap (*under discussion*);
- Driver: to present a clear pathway for CPs in reaching 2030 objectives and decarbonizing their economies;
- Aim 1: consistent dialogue with CPs on the decarbonisation priorities and on coal phase-out;
- Aim 2: monitoring progress;
- Aim 3: agree on carbon pricing for the Energy Community;

Preliminary indicators - only CPs with gas infrastructure



Source: ECS

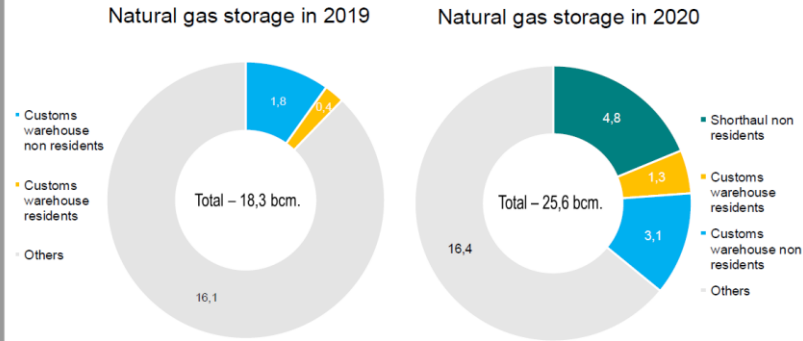


Mandatory: only for IPs between two Contracting Parties (for UA-MD and RS-BiH at 6 IPs)

Voluntary - EU MS – EnC CP IPs
PL, HU, RO NRA – decisions to implement NCs with CPs

INT NC:

14 out of 20 IPs covered by ICAs agreements (missing ICAs at: BG-MK border, MD-RO border and 4 points at UA-RO border)

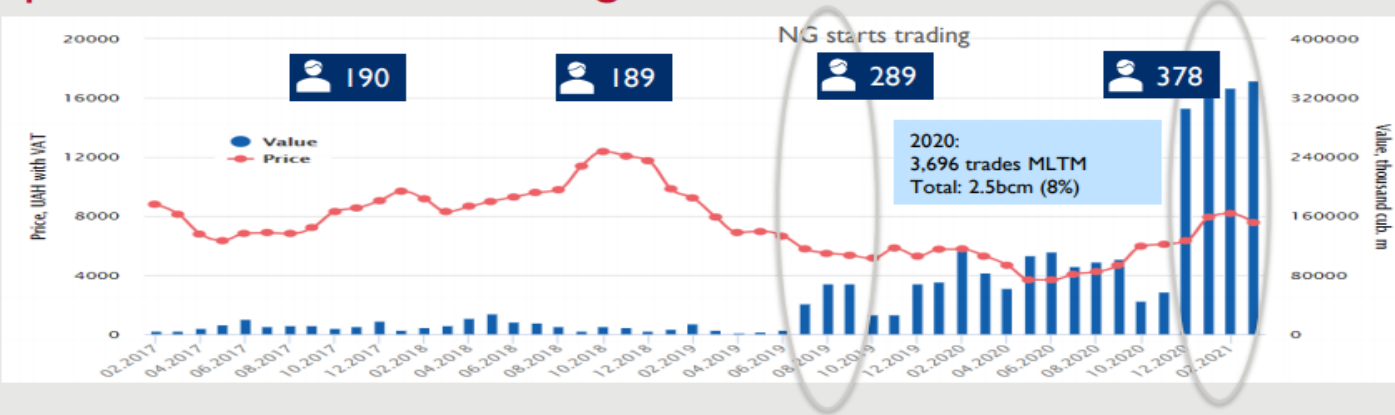


Ukraine is integrated into the EU gas market

Current challenges:

- TSO certification conditions
- gas release program (Naftogaz's market power as distortion)
- energy units, heating sector, distribution sector...

Ukrainian Energy Exchange is the “biggest” independent trading platform with c. 8% of the gas market volumes in 2020

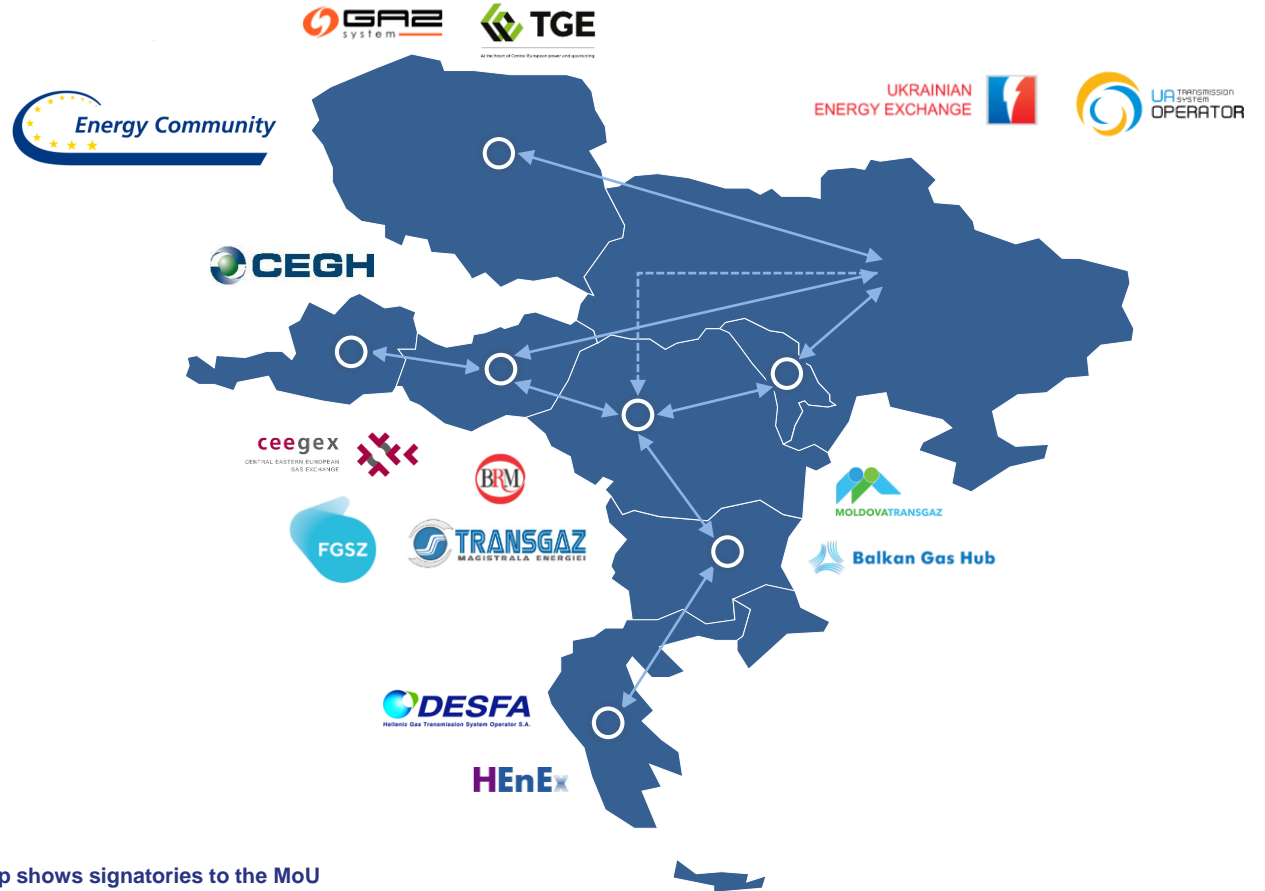


UEEX supported by the Energy Community Secretariat and EBRD

- Initiative for a central gas exchange (summer 2019)
- MoU with the Ministry (July 2020)
- MoU with the TSO (October 2020)

South East and East European Gas (SEEGAS) Platform

- Coordination platform initiating regional gas market integration with focus on TSO and gas exchange cooperation
- SEEGAS Trans-regional Memorandum of Understanding **signed** during the summer
- SEEGAS Joint-Steering Committee established and first official physical meeting took place 16 September 2021 in Vienna
- **Energy Community Secretariat as coordinator**



Map shows signatories to the MoU

6/15 TSOs

93% of total transmission network covered by the report

≈ 150 Bcm of natural gas transported in 2019

33/136 DSOs

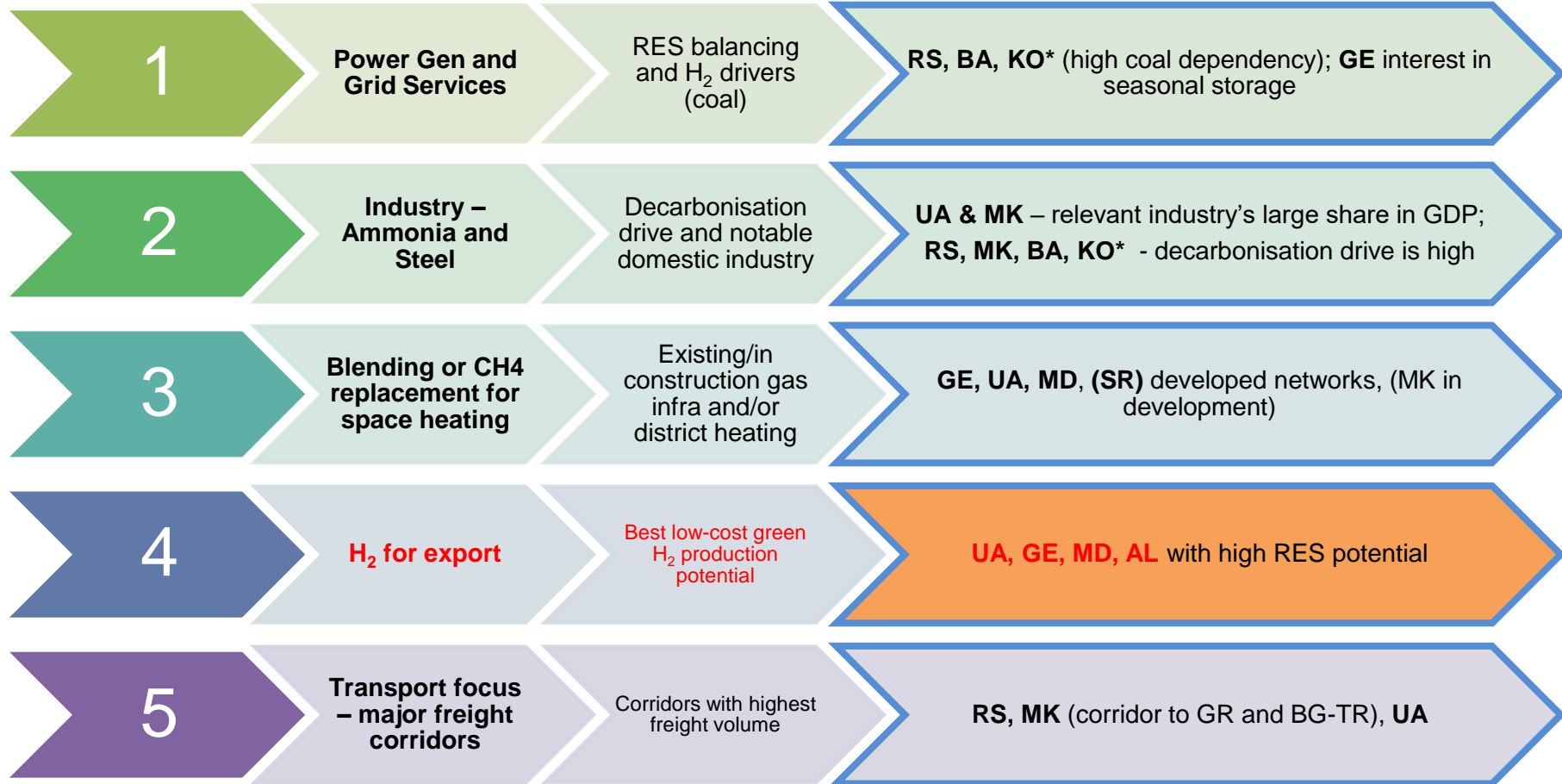
71% of total distribution network covered by the report



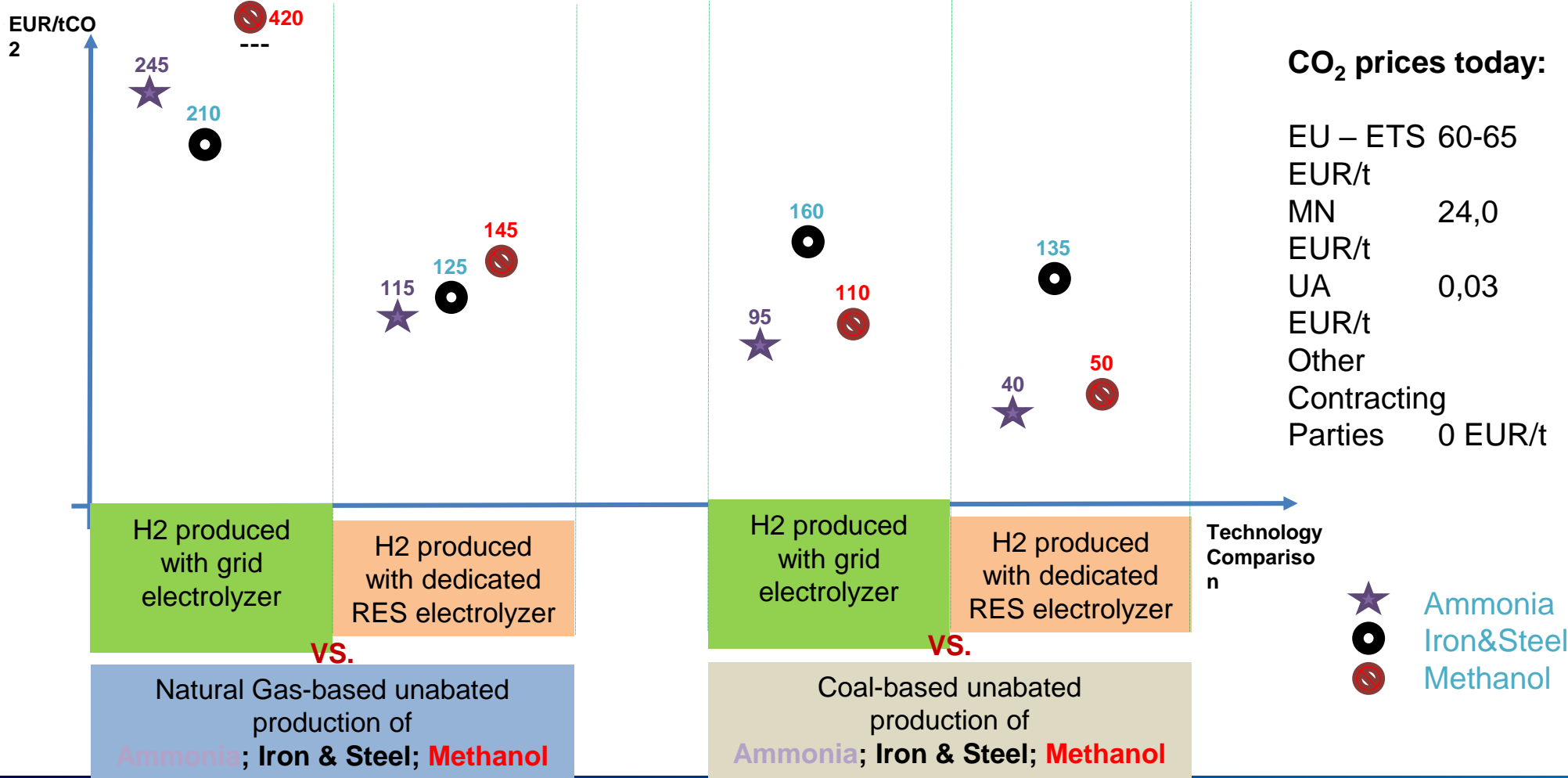
≈ 200 kt CH₄ emitted in 2019

Collection of data for 2020 ongoing.....

EnC Hydrogen Study preliminary findings



Long-term break-even CO₂ prices for some industrial applications





THANK YOU FOR YOUR ATTENTION

Janez.Kopac@energy-community.org

GET IN TOUCH

-  www.energy-community.org
-  [Ener_Community](https://twitter.com/Ener_Community)
-  [/company/energy-community](https://www.linkedin.com/company/energy-community)
-  [/Ener.Community](https://www.facebook.com/Ener.Community)
-  [/EnergyCommunityTV](https://www.youtube.com/EnergyCommunityTV)