



Security of Supply CG - 12th virtual meeting of Sub-Group for Electricity

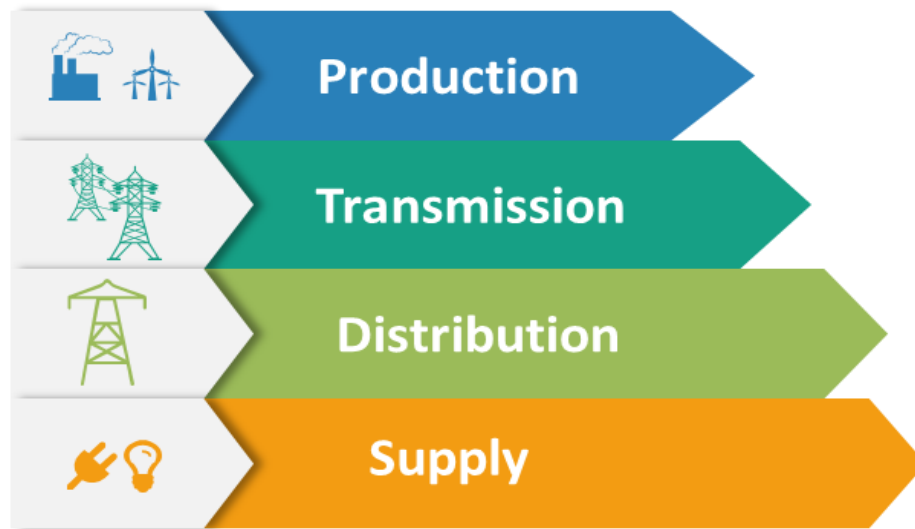
Summer Outlook

KOSOVO

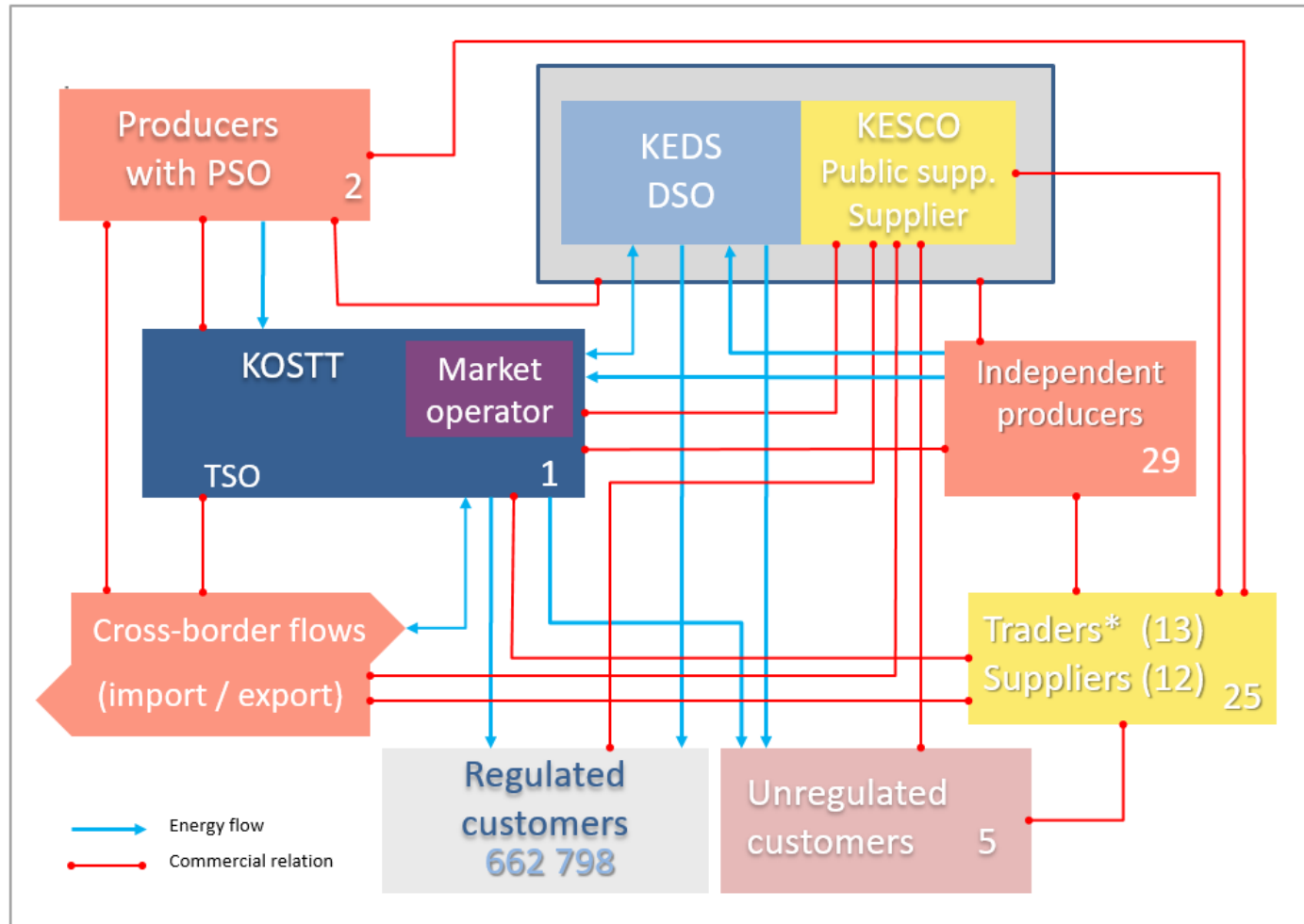
Vienna, 6th of July 2022

Virtual Meeting

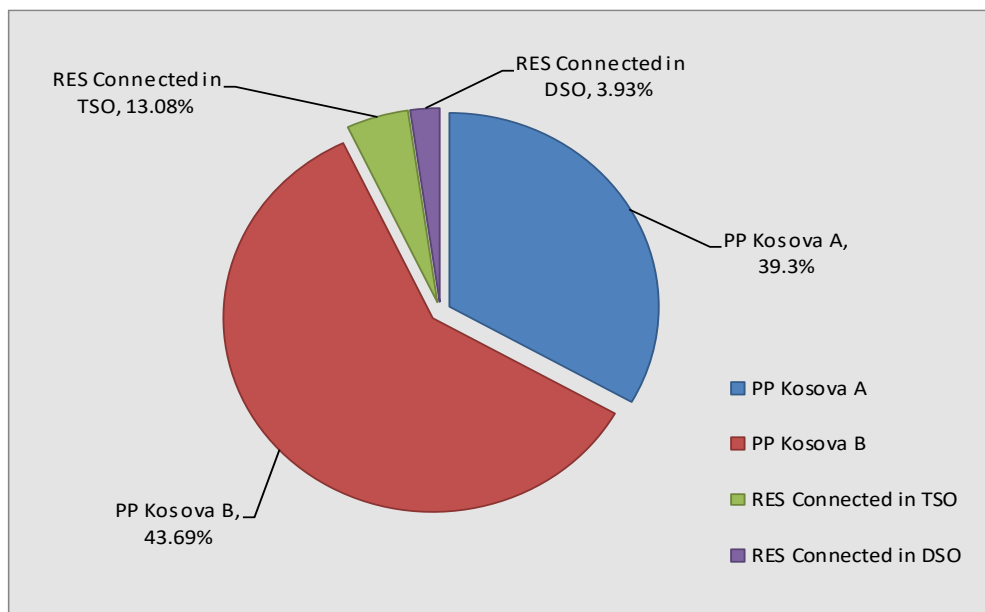
Content



Kosovo Electricity Market

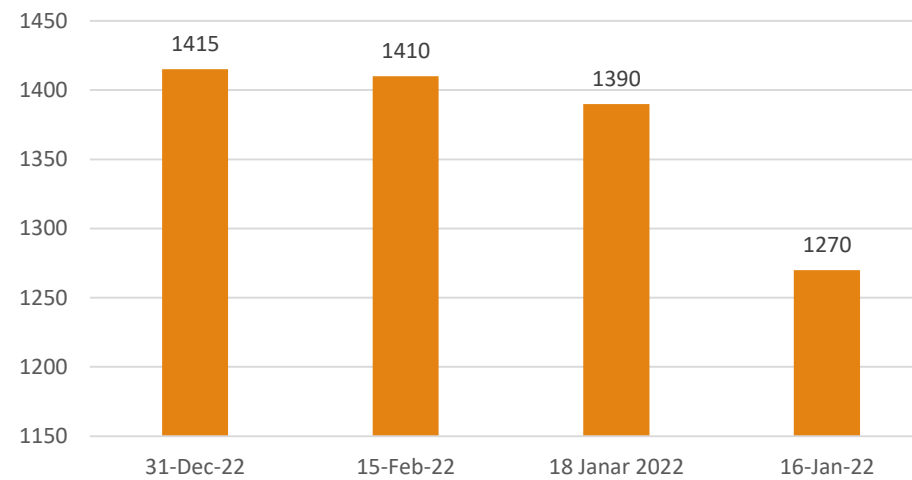


Installed/Available Capacity vs Peak demand

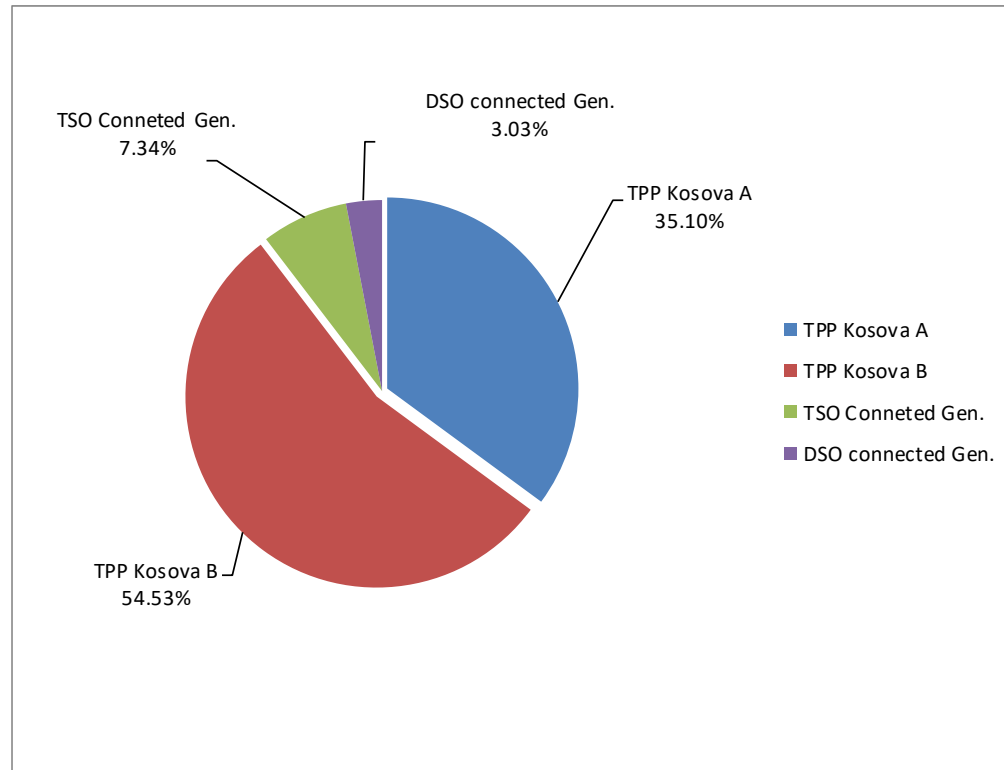


Actual installed capacity 1,442 MW
Actual available capacity 1,110 MW

FIVE MAXIMAL SYSTEM PEAKS 2022



Generation capacity resources by types



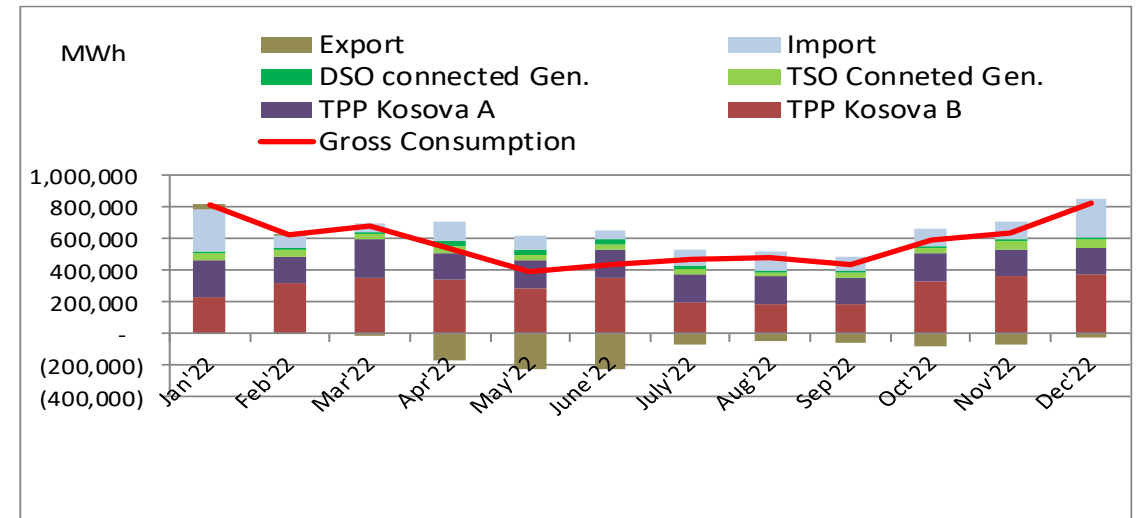
- 90% of generation capacity is from Thermal Power Plants (PP Kosova A and PP Kosova B)

Supply and Consumption 2022

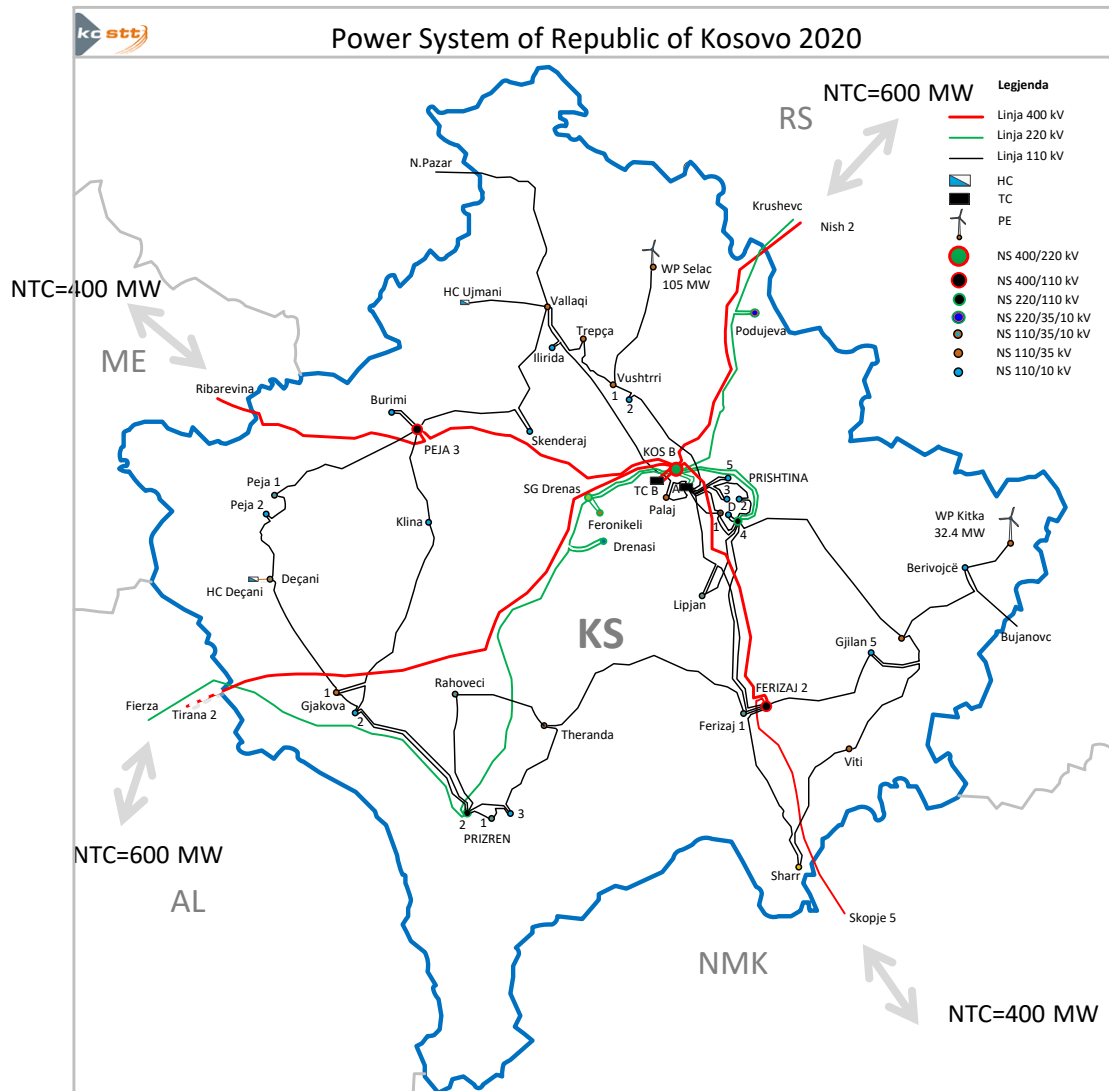
Description MWh	TPP Kosova A	TPP Kosova B	TSO Conneted Gen.	DSO connected Gen.	Import	Total	Gross Consumption	Export
Total	2,210,714	3,534,366	484,471	185,151	1,458,071	7,872,773	6,953,345	919,428
Jan'22	229,752	237,540	42,586	7,327	267,437	784,642	816,880	(32,239)
Feb'22	170,997	320,328	42,540	8,554	83,869	626,288	630,636	(4,348)
Mar'22	241,584	355,654	38,836	9,588	48,984	694,645	685,772	8,874
Apr'22	162,885	343,020	47,705	29,049	127,926	710,586	541,521	169,064
May'22	185,661	283,016	35,682	30,950	80,822	616,131	397,897	218,234
June'22	173,963	356,457	39,788	26,452	59,282	655,942	437,158	218,783
July'22	180,203	201,006	30,398	16,385	107,334	535,325	468,303	67,022
Aug'22	177,997	185,440	24,508	12,262	122,751	522,958	480,154	42,804
Sep'22	166,945	185,383	35,514	9,850	91,938	489,630	434,704	54,926
Oct'22	178,077	331,244	37,777	12,292	109,977	669,367	589,272	80,094
Nov'22	170,668	362,403	50,073	11,091	117,795	712,029	640,733	71,295
Dec'22	171,982	372,877	59,063	11,352	239,958	855,232	830,314	24,918

January - May 2022

- Actual generation is lower around 6% than forecast
- Around 20% of the energy is secured from import, whereas export is around 12%
- Around 16% of import is decreased than forecast
- Due to the state of emergency created by COVID 19 and now due to the situation created in the energy sector, planed environmental upgrade of TPP Kosova B has been postponed in 2024-2025 (unit B1 2024 and unit B2 2025).



KOSTT main infrastructure and system data (actual)



Transmission lines

HV Lines in KOSTT	Line length [km]
400 kV	279.7
220 kV	238.5
110 kV	912

Total line length =1430.2 km

Power Transformers and Substations

Autotransformers	3750 MVA
Transformers	2320 MVA
Main HV Substations	7
Load Substations	31

Peak load last four years and forecast for 2021

Y-2018	Y-2019	Y-2020	Y-2021	Y-2022
1201 MW	1260MW	1258 MW	1390MW	1418MW

Electricity demand last four years and forecast for 2021

Y-2018	Y-2019	Y-2020	Y-2021	Y-2022
5.78 TWh	6.07 TWh	6.37 TWh	6.9 TWh	6.9 TWh

Transmission operations facts (1)

- For summer outlook 2022 transmission network is resilient, with N-1 fulfilled criterion for 400,220 and 110 kV network. The maintenance process of HV lines and Substations is in the process. There is no congestion element or voltage problems in entire network.
- The high electricity prices make pressure in all market participants. This impacts security of supply.
- Two interconnection lines with EMS (SR) are continuing to be blocked for market participants, causing significant problems in the regional market.

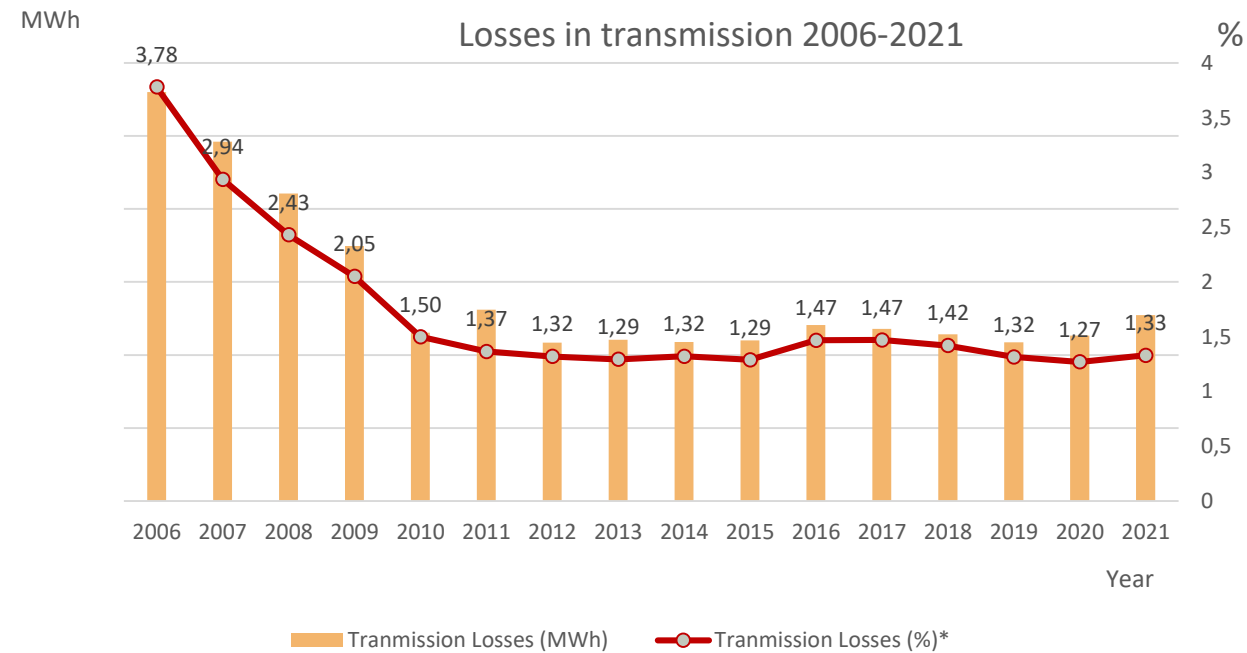
Transmission operations facts (2)

Network

- Strong interconnection Capacity/Peak=5900/1390=4.2
- Well Interconnected with neighbouring TSO-s (four 400 kV and two 220 kV lines)
- N-1 criterion is fulfilled for entire HV network
- Significantly reduction of ENS caused by transmission system
- Supporting industrial load growth and RES integration
- Transmission losses 1.26 % in 2021

TSO Developments 2022

WP SELACI with total installed capacity 105 MW in Operation. Forecasted Capacity Factor 0.32

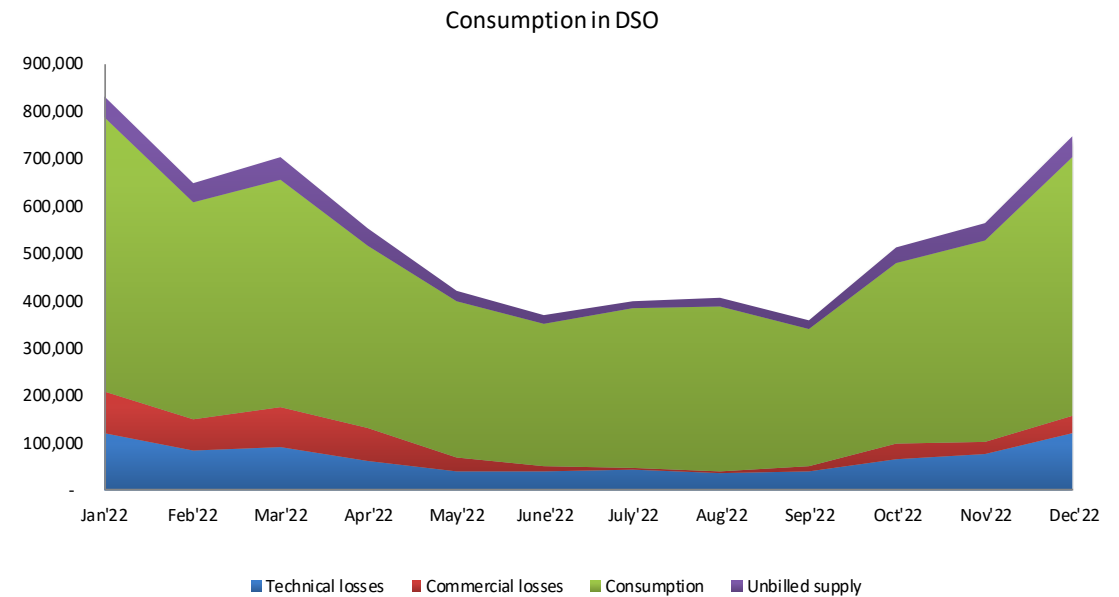


Distribution

MWh	EED (without UE)	Tech. losses	Commerc. losses	Consump.	Tech. losses %	Commerc. losses %	Unbilled supply	EED including Unbilled	Unbilled supply %	Tech. losses.incl UE	Commerc. losses.incl UE	Total tech. & comm. Losses
Total	5,950,193	813,538	461,124	4,865,702	13.67%	7.75%	372,077	6,322,270	5.9%	12.87%	7.3%	20.16%
Jan'22	738,322	121,125	87,903	576,855	16.4%	11.9%	47,561	785,883	6.1%	15.41%	11.2%	26.60%
Feb'22	565,792	83,411	65,490	457,778	14.7%	11.6%	40,886	606,678	6.7%	13.75%	10.8%	24.54%
Mar'22	611,755	89,957	83,873	483,520	14.7%	13.7%	45,595	657,350	6.9%	13.68%	12.8%	26.44%
Apr'22	482,351	60,848	69,479	386,434	12.6%	14.4%	34,409	516,761	6.7%	11.77%	13.4%	25.22%
May'22	376,178	38,959	28,702	330,237	10.4%	7.6%	21,720	397,897	5.5%	9.79%	7.2%	17.00%
June'22	352,823	40,295	11,026	301,502	11.4%	3.1%	18,027	370,850	4.9%	10.87%	3.0%	13.84%
July'22	383,590	41,319	5,827	336,444	10.8%	1.5%	15,186	398,777	3.8%	10.36%	1.5%	11.82%
Aug'22	389,542	36,057	2,394	351,091	9.3%	0.6%	15,540	405,082	3.8%	8.90%	0.6%	9.49%
Sep'22	341,850	38,905	13,028	289,917	11.4%	3.8%	17,308	359,158	4.8%	10.83%	3.6%	14.46%
Oct'22	480,446	63,741	35,145	381,559	13.3%	7.3%	30,585	511,031	6.0%	12.47%	6.9%	19.35%
Nov'22	525,738	77,232	23,759	424,748	14.7%	4.5%	38,207	563,946	6.8%	13.69%	4.2%	17.91%
Dec'22	701,805	121,688	34,499	545,618	17.3%	4.9%	47,052	748,857	6.3%	16.25%	4.6%	20.86%

Unbilled supplies at national level 2022 (political losses ~ 5.9 %)

Total EED (Jan – May) for 2022 is increased by 3.8 % comparing to 2021



Summer Outlook 2022 - Conclusions

- The situation of electricity supply in the Republic of Kosovo is stable, although KOSTT had some obstacles on cross-border capacities with the EMS where those interconnection lines (one 400 kV and one 220 kV) are blocked for commercial use, which effects negatively the Regional Market activities and also Security of Supply. The share of import last six month was about 15% and of export was about 10% compared to national consumption, the licensed companies have made all the necessary plans for sustainable supply of customers.
- The Government announced emergency measures for limitation of energy supply from December 24, 2021 until March 24, 2022 and was established the Emergency Technical Committee.
- Due to the state of emergency created by COVID 19 and now due to the situation created in the energy sector planed environmental upgrade of TPP Kosova B has been postponed in 2024-2025 (unit B1 2024 and unit B2 2025).
- Unit B2 was out of operation from 14.12. 2021 until 25.01. 2022, problem in turbine.
- Signing of the Memorandum of Understanding between the Energy Regulators of Kosovo and Albania (ERO and ERE) for the mutual recognition of trade and electricity supply licenses.
- After the request of the Distribution Operator and Supplier for the extraordinary tariff review, since the criterion for materiality threshold has been met, ERO has opened and completed this process in February 2022. Since the increase in the import prices, which has influenced in tariffs of end users, the Government of Kosovo has given subsidy of 100mil.

Thank you for your attention!

