



Security of Supply CG - 10th virtual meeting of Sub-Group for Electricity

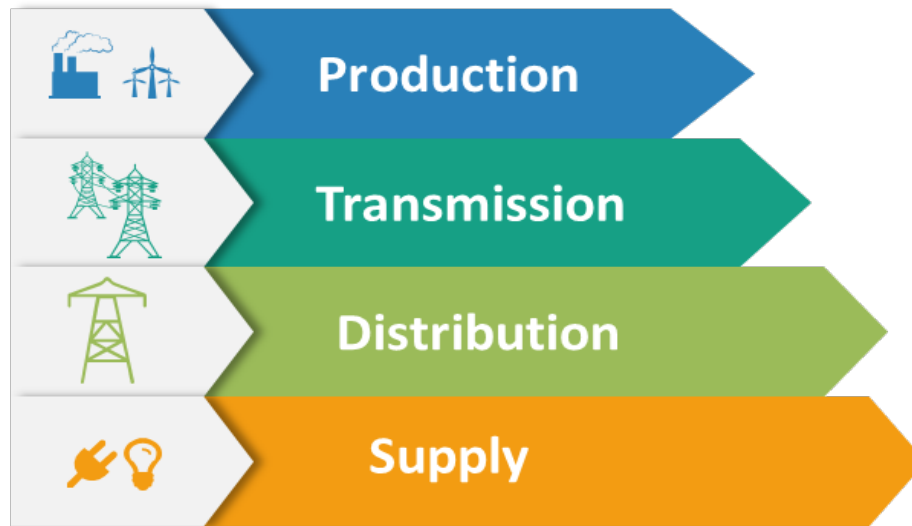
Summer Outlook 2021

KOSOVO

Vienna, 2nd July 2021

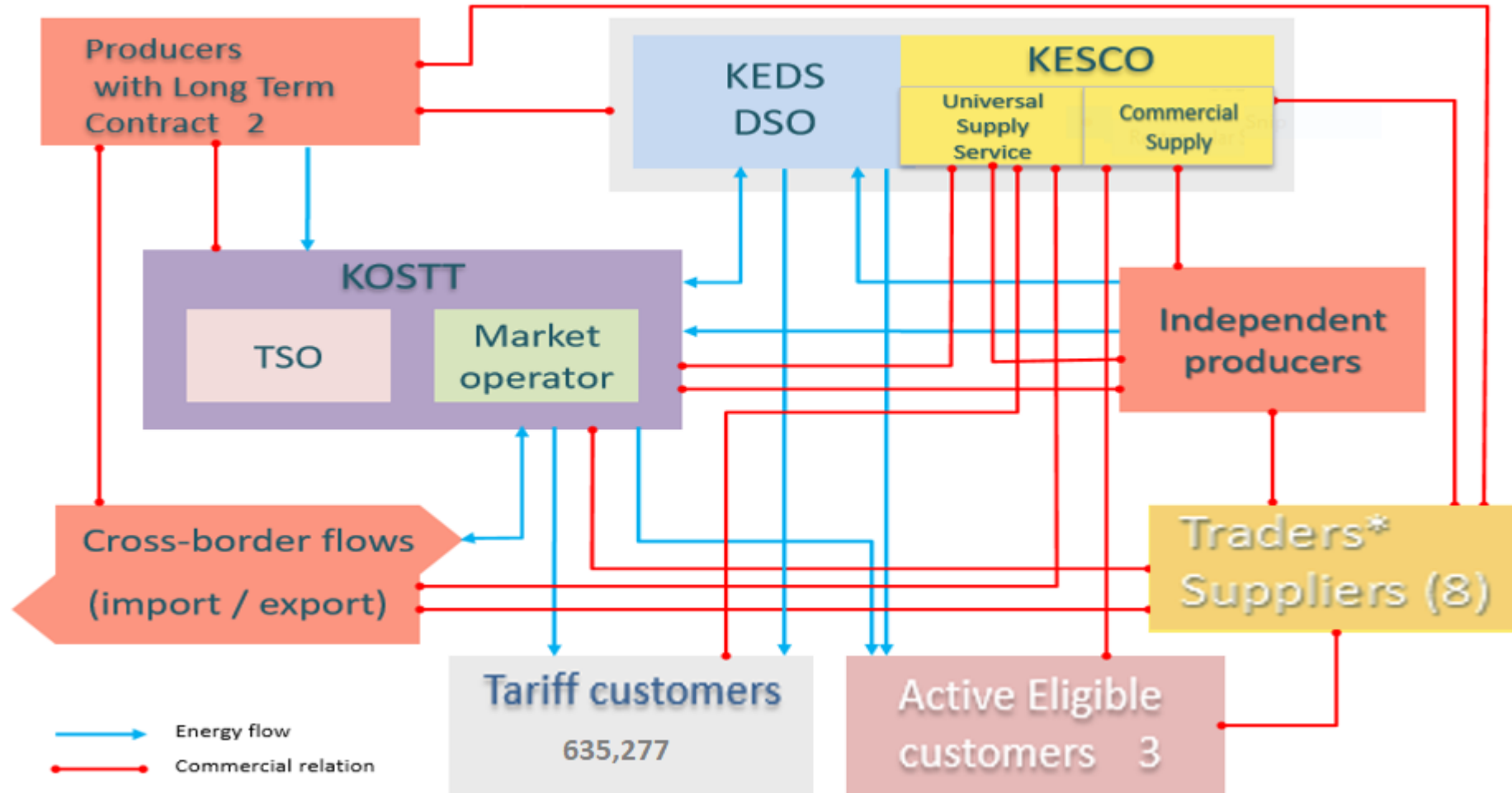
Virtual Meeting

Content

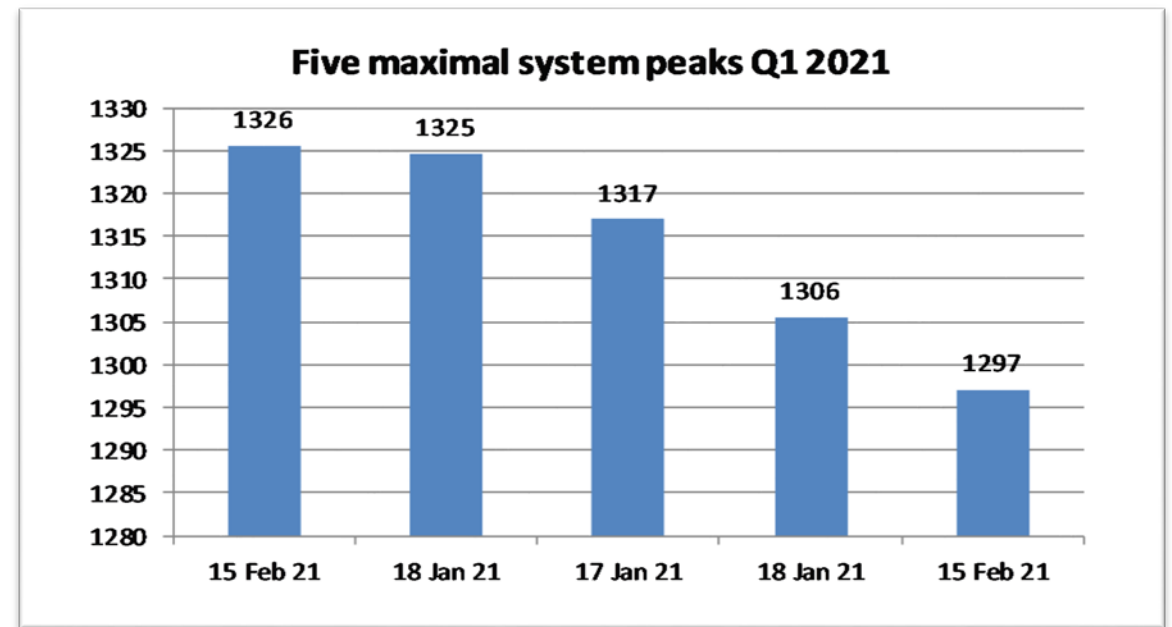
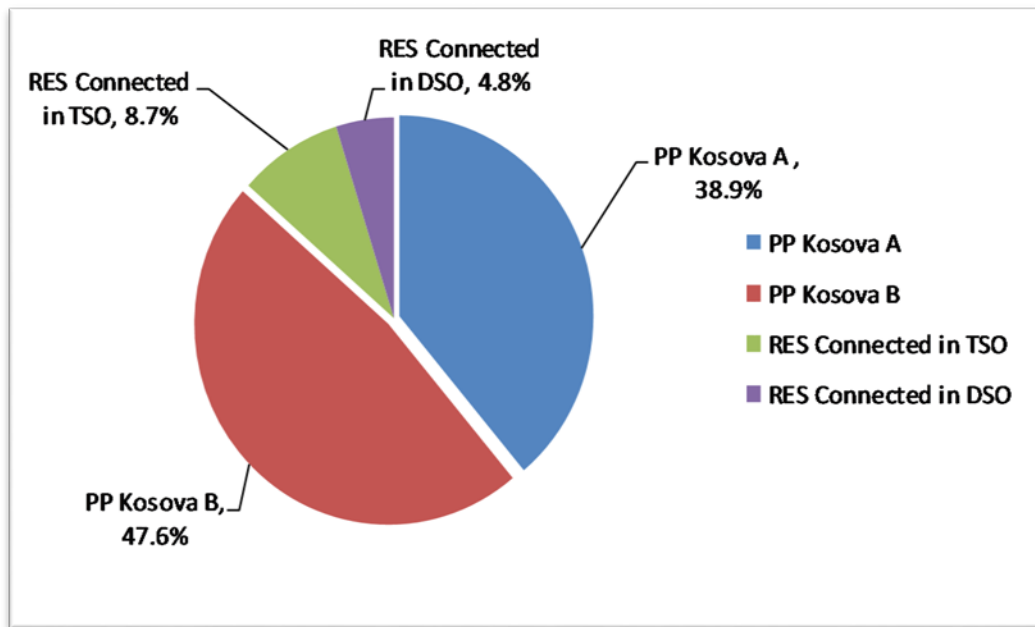


General note: During the period were not occurred any unusual issue in terms of SoS

Kosovo Electricity Market

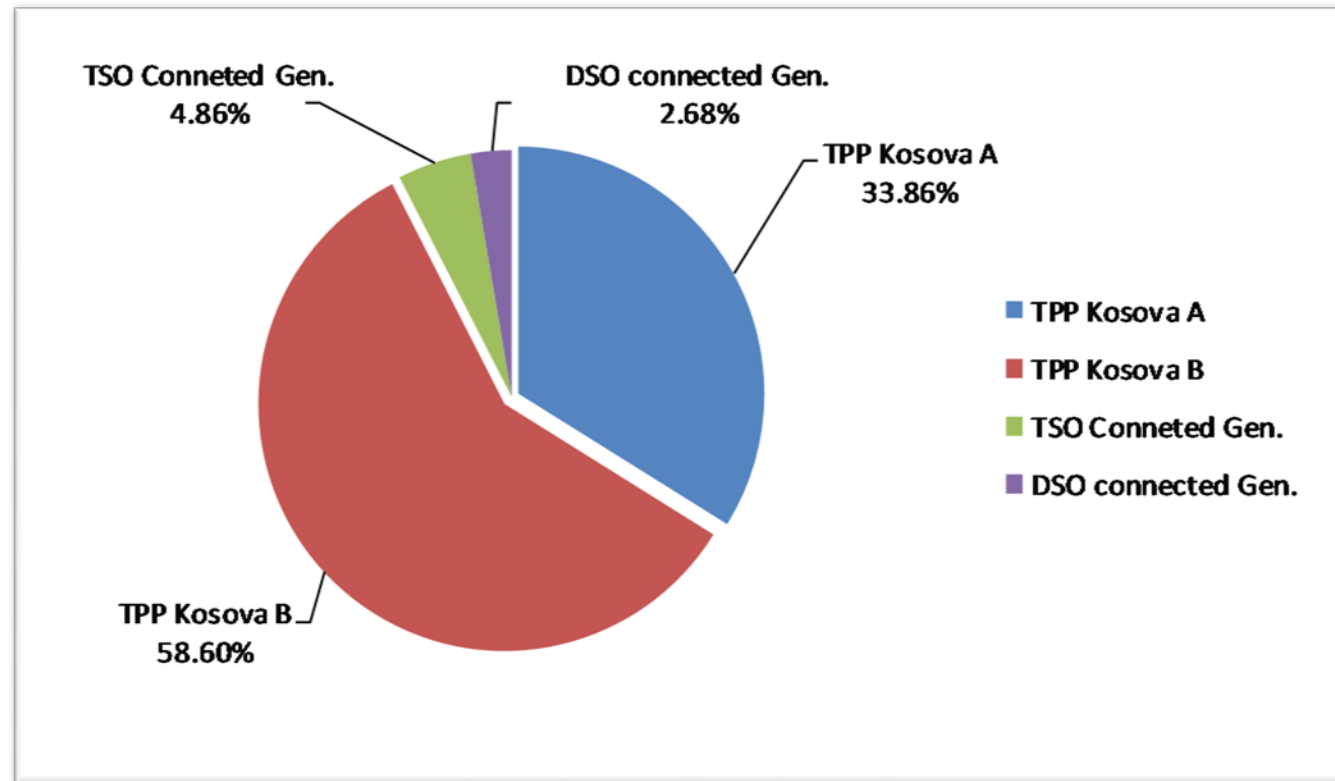


Installed/Available Capacity vs Peak demand



Actual installed capacity 1,442 MW
Actual available capacity 1,110 MW

Generation capacity resources by types



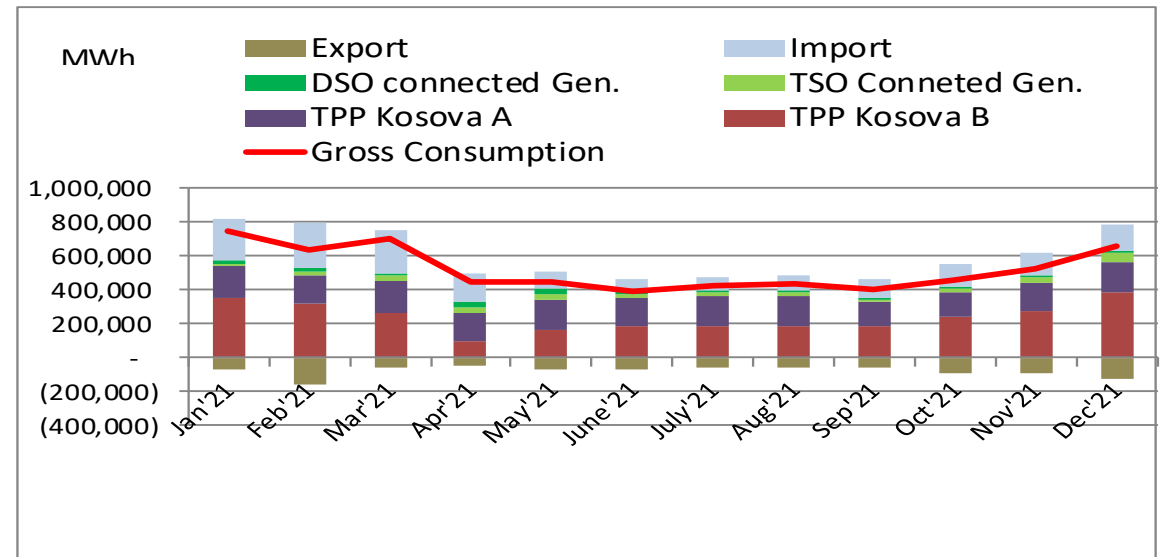
- 92% of generation capacity is from Thermal Power Plants (PP Kosova A and PP Kosova B) – Q1

Supply and Consumption 2021

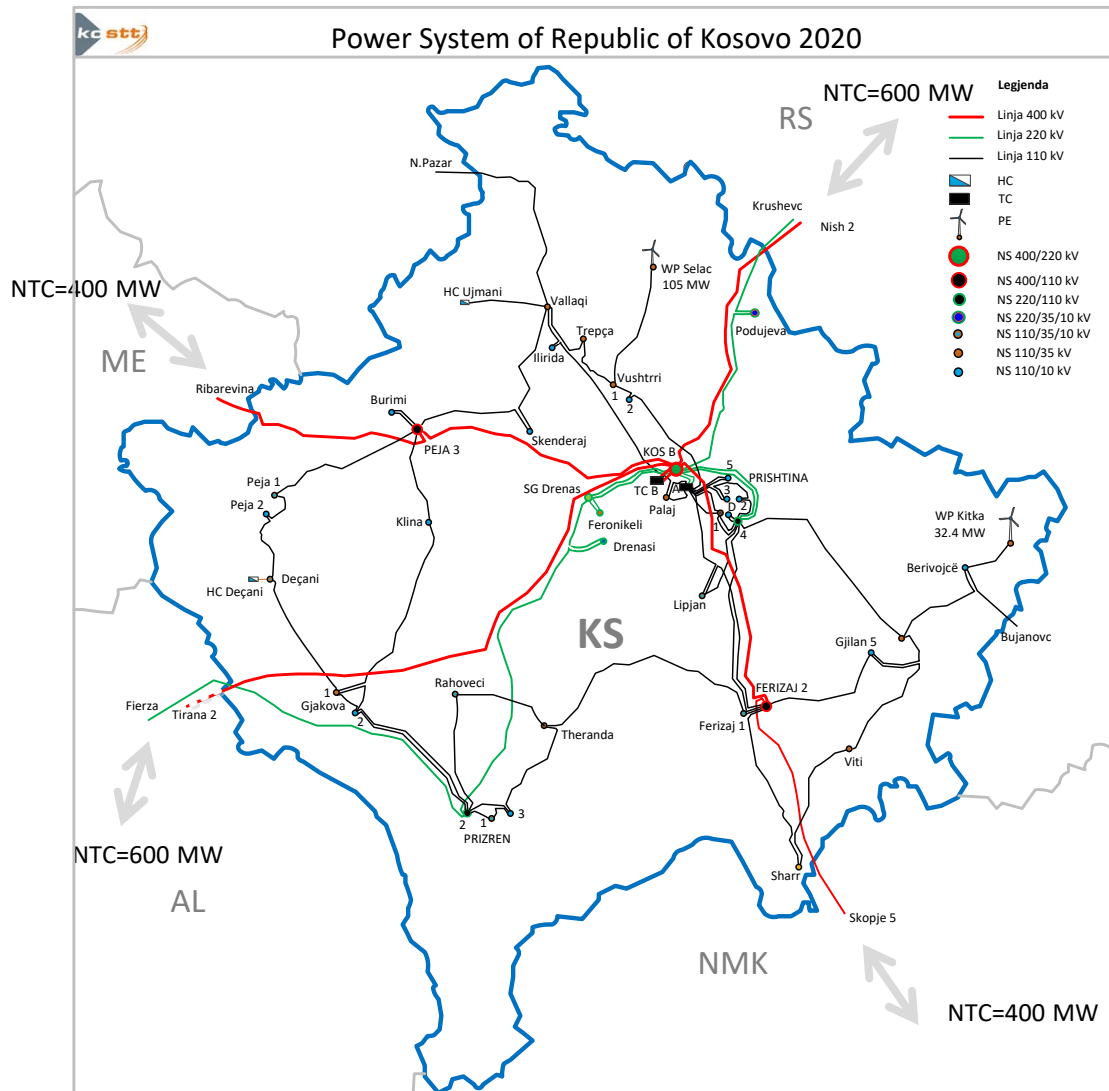
Description MWh	TPP Kosova A	TPP Kosova B	TSO Conneted Gen.	DSO connected Gen.	Import	Total	Gross Consumption	Export
Total	2,042,626	2,867,105	335,908	206,654	1,923,970	7,376,263	6,307,186	1,069,077
Jan'21	190,663	349,801	18,568	13,942	293,288	866,262	752,154	114,108
Feb'21	166,771	316,288	30,757	16,135	307,561	837,512	637,756	199,756
Mar'21	184,044	270,945	28,313	12,847	302,794	798,943	702,612	96,330
Apr'21	170,186	100,776	29,199	31,261	171,507	502,929	453,664	49,265
May'21	175,158	166,390	33,318	35,914	104,319	515,098	446,438	68,660
June'21	169,963	184,545	26,704	24,223	63,955	469,390	398,274	71,116
July'21	178,443	190,876	18,854	14,910	78,820	481,903	422,492	59,412
Aug'21	176,918	191,136	16,004	11,318	90,902	486,279	433,897	52,382
Sep'21	140,036	187,714	18,835	10,467	104,917	461,968	407,729	54,240
Oct'21	143,723	242,880	25,528	10,066	127,698	549,894	458,763	91,131
Nov'21	168,980	279,478	33,436	11,730	125,789	619,413	528,220	91,193
Dec'21	177,741	386,277	56,391	13,841	152,421	786,671	665,186	121,485

January - March 2021

- Actual generation is higher around 10% than forecast
- Steady coal exploration and level of reserves is according to the plan
- Around 37% of the energy is secured from import, whereas export is around 14%
- Due to the state of emergency created by COVID 19 planed environmental upgrade of TPP Kosova B has been postponed in 2022-2023 (unit B2 2022 and unit B1 2023).



KOSTT main infrastructure and system data (actual)



Transmission lines

HV Lines in KOSTT	Line length [km]
400 kV	279.7
220 kV	238.5
110 kV	912

Total line length =1430.2 km

Power Transformers and Substations

Autotransformers	3750 MVA
Transformers	2320 MVA
Main HV Substations	7
Load Substations	31

Peak load last four years and forecast for 2021

Y-2017	Y-2018	Y-2019	Y-2020	Y-2021
1161 MW	1201 MW	1260MW	1258 MW	1326MW

Electricity demand last four years and forecast for 2021

Y-2017	Y-2018	Y-2019	Y-2020	Y-2021
5.78 TWh	5.78 TWh	6.07 TWh	6.37 TWh	6.43 TWh

Transmission operations facts (1)

ENTSO-E Activities

- 14 December 2020 KOSTT has started to operate as Control Area in Control Block AK, under the synchronous area of Continental Europe.
- 5 October 2020 Kosovo's transmission system operator (TSO) KOSTT and its Albanian counterpart OST have signed the agreement on the establishment of the Albanian Power Exchange – ALPEX, formerly called APEX.

Transmission operations facts (2)

Network

- Strong interconnection Capacity/Peak=5794/1310=4.4
- Well Interconnected with neighbouring TSO-s (four 400 kV and two 220 kV lines)
- N-1 criterion is fulfilled for entire HV network
- Significantly reduction of ENS caused by transmission system
- Supporting industrial load growth and RES integration
- Transmission losses 1.27 % in 2020

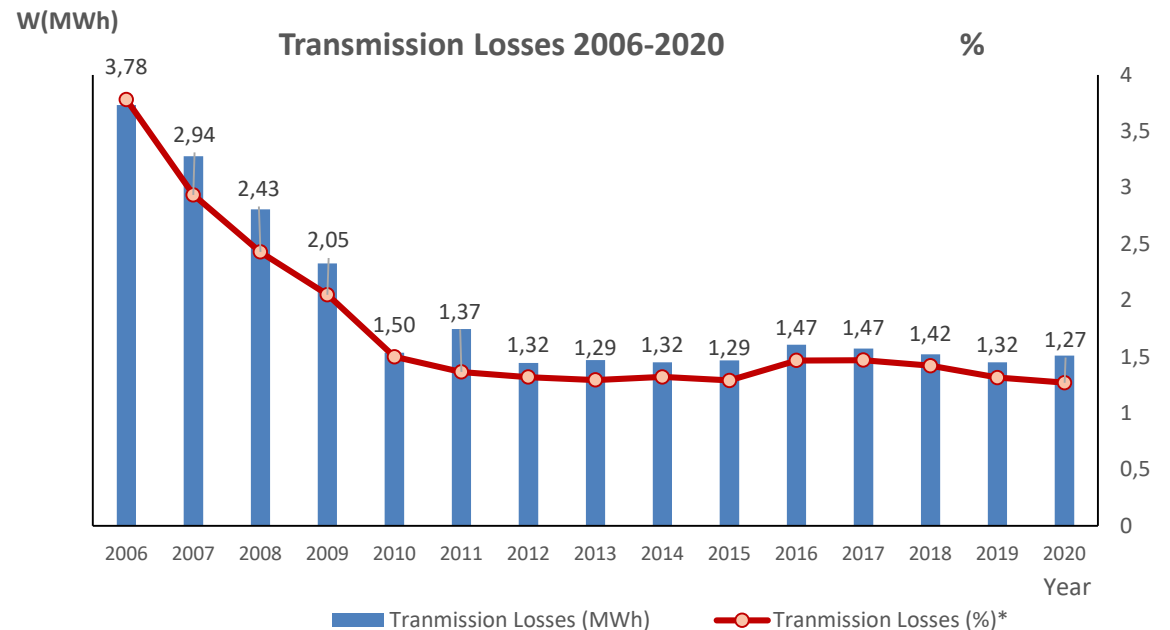
TSO Developments 2021

New 110 kV line:

- WP SELACI 105 MW under construction (In operation October 2021)

DSO TSO Developments 2020

- First phase of converting 10 kV distribution network to 20 kV in Pristina region (80% of the network is finished)

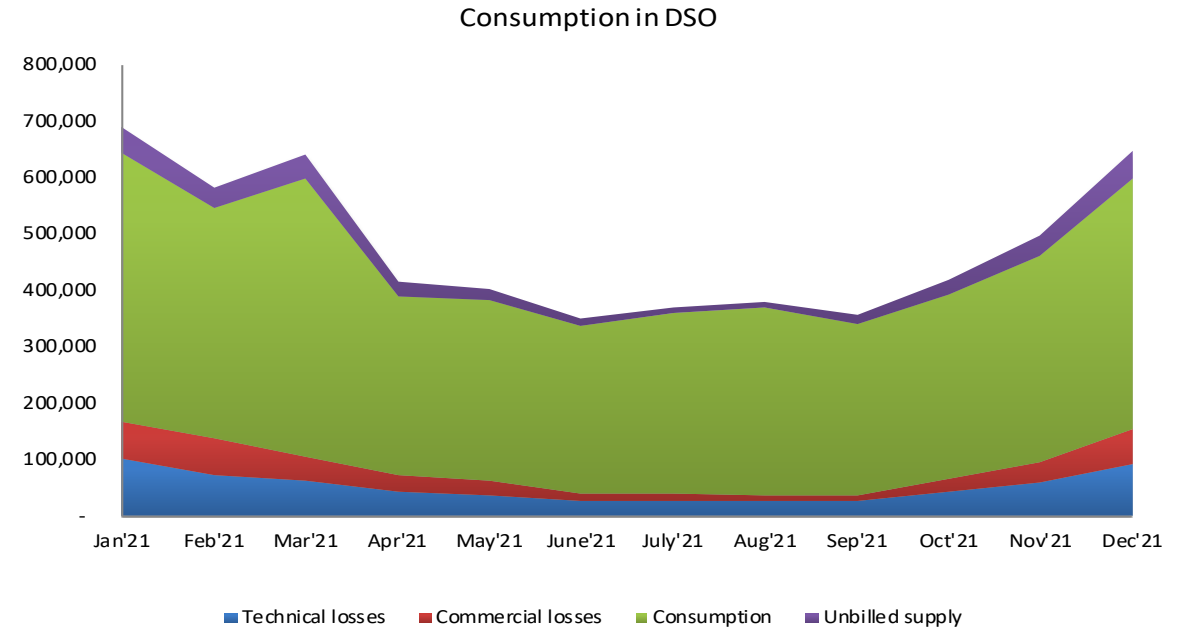


Distribution

MWh	EED (without UE)	Tech. losses	Commerc. losses	Consump.	Tech. losses %	Commerc. losses %	Unbilled supply	EED including Unbilled	Unbilled supply %	Tech. losses incl UE	Commer. losses incl UE	Total tech. & comm. Losses
Total	5,424,188	629,574	390,360	4,404,255	11.61%	7.20%	331,157	5,755,345	5.8%	10.94%	6.8%	17.72%
Jan'21	644,965	103,560	62,886	478,519	16.1%	9.8%	43,578	688,544	6.3%	15.04%	9.1%	24.17%
Feb'21	544,881	71,823	66,228	406,830	13.2%	12.2%	37,891	582,772	6.5%	12.32%	11.4%	23.69%
Mar'21	597,533	63,438	41,428	492,667	10.6%	6.9%	42,801	640,334	6.7%	9.91%	6.5%	16.38%
Apr'21	389,422	44,216	28,766	316,440	11.4%	7.4%	25,870	415,292	6.2%	10.65%	6.9%	17.57%
May'21	381,657	37,854	26,271	317,531	9.9%	6.9%	19,516	401,173	4.9%	9.44%	6.5%	15.98%
June'21	339,082	28,406	10,667	300,009	8.4%	3.1%	12,882	351,964	3.7%	8.07%	3.0%	11.10%
July'21	359,656	29,047	10,062	320,547	8.1%	2.8%	10,982	370,638	3.0%	7.84%	2.7%	10.55%
Aug'21	370,704	28,039	9,764	332,901	7.6%	2.6%	10,813	381,517	2.8%	7.35%	2.6%	9.91%
Sep'21	342,267	27,211	11,161	303,895	8.0%	3.3%	14,368	356,634	4.0%	7.63%	3.1%	10.76%
Oct'21	393,149	43,193	24,601	325,355	11.0%	6.3%	26,968	420,117	6.4%	10.28%	5.9%	16.14%
Nov'21	462,822	58,992	38,110	365,721	12.7%	8.2%	36,140	498,962	7.2%	11.82%	7.6%	19.46%
Dec'21	598,051	93,795	60,417	443,838	15.7%	10.1%	49,348	647,399	7.6%	14.49%	9.3%	23.82%

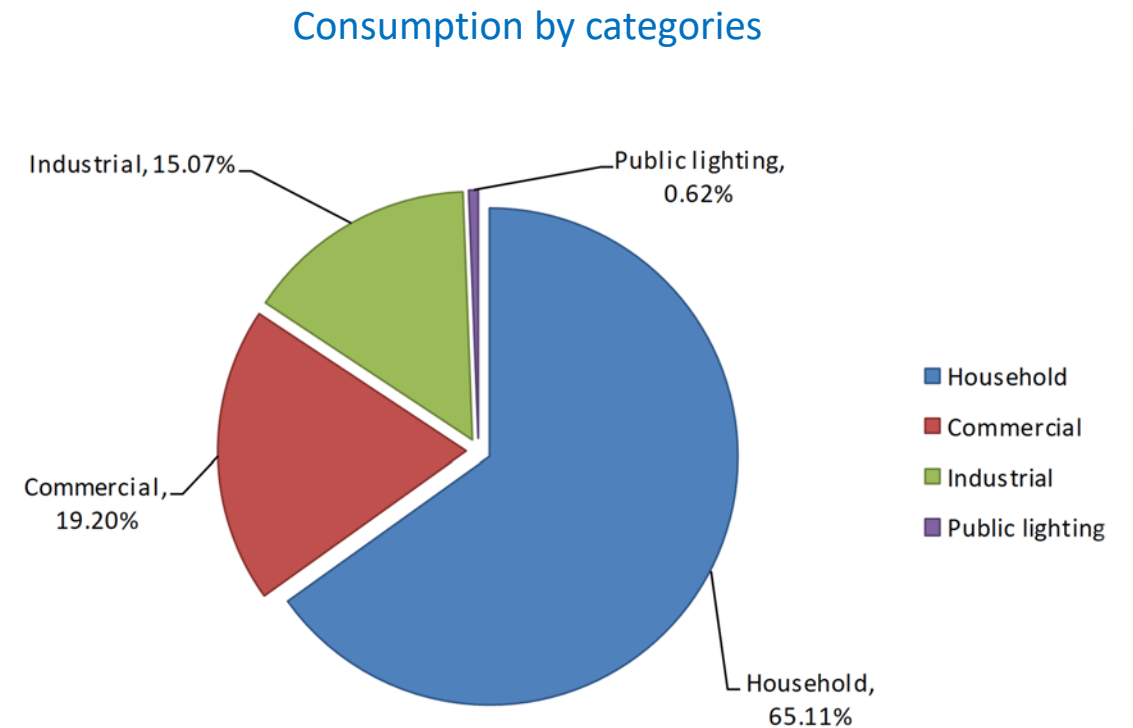
Unbilled supplies at national level for Q1 2021 (political losses ~ 5.9 %)

Total EED for Q1 2021 is increased by 5% comparing to Q 1 of 2020



Supply - Consumption by categories - Q1 2021

- ❑ 8 licensed suppliers, among which are SLR (Supplier of Last Resort) and USS (Universal Service Supplier)
- ❑ Licensed suppliers:
 1. KESCO
 2. HEP Energia KS
 3. GSA Energji
 4. Future energy trading
 5. Jaha Company
 6. KEK
 7. Sharr Cem
 8. Energo LLC



Summer Outlook 2021 - Conclusions

- The situation of electricity supply in the Republic of Kosovo is stable, although KOSTT had some obstacles on cross-border capacities with the EMS where those interconnection lines (one 400 kV and one 220 kV) are blocked for commercial use, which effects negatively the Regional Market activities and also Security of Supply. The share of import last six month was about 15% and of export was about 10% compared to national consumption, the licensed companies have made all the necessary plans for sustainable supply of customers.
- The Statement of Security of Supply for Kosovo was submitted within the deadlines, which includes all the requirements of the Energy Community.
- Regarding the state of emergency created by COVID 19, companies are implementing all instructions of the Government of the Republic of Kosovo to protect the health of employees at the time of the COVID-19 pandemic.
- Due to the state of emergency created by COVID 19 planed environmental upgrade of TPP Kosova B has been postponed in 2022-2023 (unit B2 2022 and unit B1 2023).

Thank you for your attention!

